



**MINUTES
CITY OF TEAGUE
BOARD OF ALDERMEN
SPECIAL CALLED MEETING
JULY 24, 2023, 6:00 P.M.**



Notice is hereby given that a Called Meeting of the Governing Body of the City of Teague will be held on **July 24, 2023, at 6:00 P.M.** The meeting will be held in the **COUNCIL ROOM, LOCATED AT TEAGUE CITY HALL 105 SOUTH 4th AVENUE TEAGUE, TEXAS 75860.** PURSUANT TO SECTION 551.127 OF THE TEXAS GOVERNMENT CODE, MEMBERS OF THE CITY COUNCIL MAY BE PARTICIPATING REMOTELY IN COMPLIANCE WITH THE TEXAS OPEN MEETINGS ACT, All Agenda items are subject to action. *The Board of Aldermen reserves the right to meet in executive closed session on any Agenda items listed below, as authorized by Texas Government Code Sections 551.071 (Consultation with Attorney); 551.072 (Deliberation and Real Property); 551.073 (Deliberations about Gifts and Donations); 551.074 (Personnel Matters); 551.076 (Deliberations about Security Devices) and 551.087 (Economic Development).*

1. CALL TO ORDER AND ANNOUNCE QUORUM IS PRESENT:

The meeting was called to order at 6:01 P.M. by David Huffman, Mayor

2. INVOCATION: David Huffman, Mayor

3. PLEDGE TO THE FLAG: Alderman Ballew

4. ROLL CALL: Alderman Place 1 Present, Alderman 2 Present, Alderman 3 Present, Alderman 4 Present, Alderman 5 Present.

5. VISITORS/CITIZENS COMMENTS: *This is an opportunity for the public to address the Council on any matter included on the agenda, except public hearings. Comments related to public hearings will be heard when the specific hearing begins. Public comments are limited to three (3) minutes per speaker, unless the speaker requires the assistance of a translator, in which case the speaker is limited to six (6) minutes, in accordance with applicable law. To address the Council, speakers must complete a Speaker Form and provide it to the City Secretary prior to the start of the meeting. Each speaker shall approach the podium and state his/her name and street address before speaking. Speakers shall address the Council with civility that is conducive to appropriate public discussion. The public cannot speak from the gallery but only from the podium. Per the Texas Open Meetings Act, the Council is not permitted to take action on or discuss any item not listed on the agenda. The Council may: (1) make a statement of fact regarding the item; (2) make a recitation of existing policy; or (3) propose the item be placed on a future agenda, in accordance with Council procedures.*

Cassandra Daniels, resident 1115 Elm St. Teague, Texas spoke about the newly elected officials and the electricity at Jefferson St. Park.

Stephanie Burns, EDC President requested a Budget workshop and requested to be put on the Agenda at the next meeting.

Shelby Christ 502 FCR 701 Teague, Texas spoke about flooding concerns with the Splash Pad at the City Park and what impact it would have with the softball field. She also spoke about the trails around the Splash Pad.

6. CONSENT AGENDA:

- a. Approve Minutes from the July 10,2023 Regular Called Meeting of the Board of Aldermen.

Motion to approve the minutes from the July 10, 2023, meeting as amended was made by Alderman Campbell and seconded by Alderman Ballew. Motion Carried 5-0.

7. BUSINESS:

- a. a. Discussion, consideration, and possible action on approving a conversion from Fundview to Caselle Professional Services for the utility billing system for the City of Teague, Texas at a total cost savings of approximately \$12,020.00 yearly.

Motion To approve moving utility billing to Caselle was made by Alderman Campbell and seconded by Alderman Gauntt. Motion Carried 4-1 with Alderman Ballew opposing.

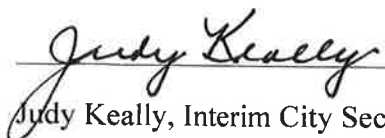
- b. Discussion and possible action on approving Teague Texas Splash Pad OP2 by Aqua Worx.


Sean Spencer from Heartland Pools and Recreation gave a presentation on the Texas Parks and Wildlife Grant Program. He stated the deadline to file for said Grant was Midnight July 31, 2023.



Motion to Table this item was made by Alderman Campbell and seconded by Alderman Ballew. Motion Carrie 5-0.

8. ANNOUNCEMENTS:

9. **ADJOURN:** At 6:49 P.M. the meeting Adjourned.


Judy Keally, Interim City Secretary


David Huffman, Mayor

 **MINUTES**
CITY OF TEAGUE
BOARD OF ALDERMEN
SPECIAL CALLED MEETING
JULY 28, 2023, 6:00 P.M. 

Notice is hereby given that a Called Meeting of the Governing Body of the City of Teague will be held on **July 28, 2023, at 6:00 P.M.** The meeting will be held in the **COUNCIL ROOM, LOCATED AT TEAGUE CITY HALL 105 SOUTH 4th AVENUE TEAGUE, TEXAS 75860.** PURSUANT TO SECTION 551.127 OF THE TEXAS GOVERNMENT CODE, MEMBERS OF THE CITY COUNCIL MAY BE PARTICIPATING REMOTELY IN COMPLIANCE WITH THE TEXAS OPEN MEETINGS ACT, All Agenda items are subject to action. *The Board of Aldermen reserves the right to meet in executive closed session on any Agenda items listed below, as authorized by Texas Government Code Sections 551.071 (Consultation with Attorney); 551.072 (Deliberation and Real Property); 551.073 (Deliberations about Gifts and Donations); 551.074 (Personnel Matters); 551.076 (Deliberations about Security Devices) and 551.087 (Economic Development).*

1. **CALL TO ORDER AND ANNOUNCE QUORUM IS PRESENT:** The meeting was called to order at 6:02 P.M. by David Huffman, Mayor and Quorum was announced.
2. **INVOCATION:** Bridget Gauntt, Alderman Place 4 and Mayor Pro Tempore.
3. **PLEDGE TO THE FLAG:** David Huffman, Mayor.
4. **ROLL CALL:** Alderman Place 2, Alderman Place 3, Alderman Place 4, Alderman Place 5 being Present. Alderman Steed, Place 1 absent.
5. **VISITORS/CITIZENS COMMENTS:** *This is an opportunity for the public to address the Council on any matter included on the agenda, except public hearings. Comments related to public hearings will be heard when the specific hearing begins. Public comments are limited to three (3) minutes per speaker, unless the speaker requires the assistance of a translator, in which case the speaker is limited to six (6) minutes, in accordance with applicable law. To address the Council, speakers must complete a Speaker Form and provide it to the City Secretary prior to the start of the meeting. Each speaker shall approach the podium and state his/her name and street address before speaking. Speakers shall address the Council with civility that is conducive to appropriate public discussion. The public cannot speak from the gallery but only from the podium. Per the Texas Open Meetings Act, the Council is not permitted to take action on or discuss any item not listed on the agenda. The Council may: (1) make a statement of fact regarding the item; (2) make a recitation of existing policy; or (3) propose the item be placed on a future agenda, in accordance with Council procedures.*

Shelby Christ, 502 FCR 701, Teague Texas spoke about flooding concerns at the Baseball Field and budget.

Ron Stewart, 101 N 6th Ave, Teague, Texas spoke on behalf of the Freestone County Emergency Services (Dispatch) and advised that Freestone County had recently purchased a new (CAD) system for the County. He stated that it is a comprehensive system combined system, and that Teague Voluntary Fire Department will need an I pad to use the system adequately.

6. BUSINESS:

David Huffman, Mayor stated that he was going to move the following items and do item b before item a because item a will be discussed in Executive Session under the Local Government code 551.074 Personnel matters.

At 6:12 P.M. the meeting Adjourned into Executive Session.

At 6:25 P.M. the meeting was Adjourned into Open Session.

- a. Discussion and possible action concerning personnel matters for the EDC.


Motion was made by Alderman Ballew and seconded by Alderman Gauntt to have the EDC Director receive the same employee benefits that the City of Teague employees receive which are Health, Vision and Dental benefits and the EDC will reimburse the City at 100%. Motion Carried 4-0.

- b. Discussion and possible action to Pursue a Grant with Heartland Park & Recreation with the Texas Department of Parks and Wildlife Dept. State of Texas for a Splash Pad project in the City of Teague.


Motion was made by Alderman Ballew and Seconded by Alderman Mims to authorized Heartland Park and Recreation to pursue a \$350,000.00 grant with Texas Parks and Wildlife. Motion Carried 4-0.

7. ANNOUNCEMENTS:

- 8. ADJOURN:** *The meeting Adjourned at 6:30 P.M.*



Judy Keally, Interim City Secretary



David Huffman, Mayor

City of Teague
 Payment Listing Report
 7/1/2023 to 7/31/2023

8/11/2023 2:48 PM

| Check # | Vendor | Invoice Number | Invoice Date | Invoice Description | Invoice Amount | Payment Amount | Check Date | Payment Type | GL Codes |
|---------|----------------------------|-------------------|--------------|------------------------------|----------------|----------------|------------|-----------------|-------------------------|
| | State Comptroller | 06.30.2023 | 7/1/2023 | State Criminal Costs and Fe | 4,181.39 | 4,181.39 | 7/21/2023 | BankDraftECheck | 03-46-5247 |
| | State Comptroller | 062023 | 6/30/2023 | Garbage Sales Tax for June | 2,901.30 | 2,901.30 | 7/21/2023 | BankDraftECheck | 05-41-5260 |
| | USDA Rural Development | 07.2023 | 7/15/2023 | Interest Payments for 92-0: | 9,218.25 | 9,218.25 | 7/21/2023 | BankDraftECheck | 05-42-5261/05-42-5262 |
| | AT&T Mobility | 287268301880X062 | 6/22/2023 | Alderman iPads June 2023 | 189.95 | 189.95 | 7/6/2023 | BankDraftECheck | 03-51-5298 |
| | Atmos Energy | 3025090221 | 7.17.2 | 400 Cedar St | 73.18 | 73.18 | 7/26/2023 | BankDraftECheck | 03-44-5350 |
| | Atmos Energy | 3037343604 | 7.11.2 | 105 S 4th Avenue | 66.88 | 66.88 | 7/26/2023 | BankDraftECheck | 03-41-5340 |
| | Atmos Energy | 3037343882 | 7.12.2 | 400 Main St | 135.27 | 135.27 | 7/26/2023 | BankDraftECheck | 03-45-5351 |
| | Atmos Energy | 3037344176 | 7.12.2 | 518 Magnolia St | 85.06 | 85.06 | 7/26/2023 | BankDraftECheck | 03-50-5340 |
| | Atmos Energy | 3037344550 | 6.30.2 | 509 Main St | 83.81 | 83.81 | 7/6/2023 | BankDraftECheck | 03-43-5345 |
| | Atmos Energy | 3037344550 | 7.14.2 | 509 Main St | 81.43 | 81.43 | 7/26/2023 | BankDraftECheck | 03-43-5345 |
| | Atmos Energy | 3037344783 | 7.13.2 | 808 N 8th Avenue | 66.88 | 66.88 | 7/26/2023 | BankDraftECheck | 03-50-5340 |
| | Atmos Energy | 3037344786 | 6.30.2 | 808 N 8th Avenue | 66.89 | 66.89 | 7/6/2023 | BankDraftECheck | 03-50-5340 |
| | Atmos Energy | 3037344970 | 7.18.2 | 315 Main St | 72.40 | 72.40 | 7/26/2023 | BankDraftECheck | 03-49-5320 |
| | Atmos Energy | 4043539766 | 7.11.2 | 400 Elm St | 72.40 | 72.40 | 7/26/2023 | BankDraftECheck | 05-42-5340 |
| | Vyve Broadband | 503-076727 | 7.3.23 | City Hall VOIP and Internet | 546.79 | 546.79 | 7/26/2023 | BankDraftECheck | 03-41-5206/03-41-5920 |
| | Vyve Broadband | 503-084954 | 7.3.23 | Library VOIP and Internet J | 206.16 | 206.16 | 7/26/2023 | BankDraftECheck | 03-45-5206/03-45-5920 |
| | Vyve Broadband | 503-087734 | 7.3.23 | Fire Dept VOIP and Internet | 325.74 | 325.74 | 7/26/2023 | BankDraftECheck | 03-44-5206/03-44-5920 |
| | Vyve Broadband | 503-096324 | 7.3.23 | Community Center Internet | 233.52 | 233.52 | 7/26/2023 | BankDraftECheck | 03-43-5920 |
| | Vyve Broadband | 503-542826 | 7.3.23 | Police Dept Internet and VC | 441.88 | 441.88 | 7/26/2023 | BankDraftECheck | 03-49-5206/03-49-5920 |
| | Vyve Broadband | 503-674105 | 7.3.23 | Public works internet July 2 | 79.95 | 79.95 | 7/26/2023 | BankDraftECheck | 05-42-5920 |
| | Tractor Supply Credit Plan | 6035 3012 0672 64 | 6/29/2023 | 18 IN DELUXE EROGO SPR | 39.99 | 39.99 | 7/21/2023 | BankDraftECheck | 05-42-5415 |
| | American Fidelity Assuran | PY6162023 | 6/16/2023 | Supplemental Insurance Pre- | 208.00 | 208.00 | 7/6/2023 | BankDraftECheck | 03-2140/05-2140 |
| | Globe Life | PY6162023 | 6/16/2023 | Globe Life After-Tax | 118.20 | 118.20 | 7/6/2023 | BankDraftECheck | 03-2148/05-2148 |
| | American Fidelity Assuran | PY6162023 | 6/16/2023 | Supplemental Ins. After Tax | 689.42 | 689.42 | 7/6/2023 | BankDraftECheck | 03-2140/05-2140 |
| | Texas Life Insurance Co | PY6162023 | 6/16/2023 | Texas Life Insurance | 122.67 | 122.67 | 7/6/2023 | BankDraftECheck | 03-2147/05-2147 |
| | TMRS | PY6162023 | 6/16/2023 | TMRS-Employee | 5,806.04 | 5,806.04 | 7/6/2023 | BankDraftECheck | 03-2120/05-2120 |
| | TMRS | PY6162023 | 6/16/2023 | TMRS-Employee | 3,185.12 | 3,185.12 | 7/6/2023 | BankDraftECheck | 03-2120/05-2120 |
| | Globe Life | PY6162023 | 6/16/2023 | Globe Life Pre-Tax | 447.66 | 447.66 | 7/6/2023 | BankDraftECheck | 03-2148/05-2148 |
| | TMRS | PY622023 | 6/2/2023 | TMRS-Employee | 261.21 | 261.21 | 7/6/2023 | BankDraftECheck | 03-2120/05-2120 |
| | American Fidelity Assuran | PY622023 | 6/2/2023 | Supplemental Insurance Pre- | 208.00 | 208.00 | 7/6/2023 | BankDraftECheck | 03-2140/05-2140 |
| | Globe Life | PY622023 | 6/2/2023 | Globe Life After-Tax | 118.20 | 118.20 | 7/6/2023 | BankDraftECheck | 03-2148/05-2148 |
| | TMRS | PY622023 | 6/2/2023 | TMRS-Employee | 3,060.95 | 3,060.95 | 7/6/2023 | BankDraftECheck | 03-2120/05-2120 |
| | Texas Life Insurance Co | PY622023 | 6/2/2023 | Texas Life Insurance | 122.67 | 122.67 | 7/6/2023 | BankDraftECheck | 03-2147/05-2147 |
| | TMRS | PY622023 | 6/2/2023 | TMRS-Employee | 5,579.66 | 5,579.66 | 7/6/2023 | BankDraftECheck | 03-2120/05-2120 |
| | American Fidelity Assuran | PY622023 | 6/2/2023 | Supplemental Ins. After Tax | 689.42 | 689.42 | 7/6/2023 | BankDraftECheck | 03-2140/05-2140 |
| | Globe Life | PY622023 | 6/2/2023 | Globe Life Pre-Tax | 461.88 | 461.88 | 7/6/2023 | BankDraftECheck | 03-2148/05-2148 |
| | TMRS | PY622023 | 6/2/2023 | TMRS-Employee | 476.15 | 476.15 | 7/6/2023 | BankDraftECheck | 03-2120/05-2120 |
| | INTERNAL REVENUE SERV | PY6302023 | 6/30/2023 | Social Security-Employee | 3,188.16 | 3,188.16 | 7/6/2023 | BankDraftECheck | 03-2110/03-2150/05-2110 |
| | INTERNAL REVENUE SERV | PY6302023 | 6/30/2023 | Social Security-Employee | 3,188.16 | 3,188.16 | 7/6/2023 | BankDraftECheck | 03-2110/05-2110 |
| | INTERNAL REVENUE SERV | PY6302023 | 6/30/2023 | Medicare-Employer | 745.61 | 745.61 | 7/6/2023 | BankDraftECheck | 03-2110/05-2110 |
| | TMRS | PY6302023 | 6/30/2023 | TMRS-Employee | 5,910.07 | 5,910.07 | 7/6/2023 | BankDraftECheck | 03-2120/05-2120 |
| | TMRS | PY6302023 | 6/30/2023 | TMRS-Employee | 3,242.21 | 3,242.21 | 7/6/2023 | BankDraftECheck | 03-2120/05-2120 |

| | | | | | | | |
|-------|---------------------------------------|-------------|----------|----------|-----------|-----------------|-------------------------|
| 38993 | INTERNAL REVENUE SERV PY6302023 | 6/30/2023 | 745.61 | 745.61 | 7/6/2023 | BankDraftECheck | 03-2110/03-2150/05-2110 |
| 38993 | INTERNAL REVENUE SERV PY6302023 | 6/30/2023 | 3,777.28 | 3,777.28 | 7/6/2023 | BankDraftECheck | 03-2105/05-2105 |
| 38993 | INTERNAL REVENUE SERV PY7142023 | 7/14/2023 | 3,841.08 | 3,841.08 | 7/21/2023 | BankDraftECheck | 03-2110/03-2150/05-2110 |
| 38994 | American Fidelity Assuran PY7142023 | 7/14/2023 | 689.42 | 689.42 | 7/31/2023 | BankDraftECheck | 03-2140/05-2140 |
| 38994 | American Fidelity Assuran PY7142023 | 7/14/2023 | 207.97 | 207.97 | 7/31/2023 | BankDraftECheck | 03-2140/05-2140 |
| 38994 | INTERNAL REVENUE SERV PY7142023 | 7/14/2023 | 898.30 | 898.30 | 7/21/2023 | BankDraftECheck | 03-2110/03-2150/05-2110 |
| 38994 | INTERNAL REVENUE SERV PY7142023 | 7/14/2023 | 7,131.23 | 7,131.23 | 7/21/2023 | BankDraftECheck | 03-2105/05-2105 |
| 38994 | INTERNAL REVENUE SERV PY7142023 | 7/14/2023 | 3,841.08 | 3,841.08 | 7/21/2023 | BankDraftECheck | 03-2110/03-2150/05-2110 |
| 38994 | INTERNAL REVENUE SERV PY7142023 | 7/14/2023 | 898.30 | 898.30 | 7/21/2023 | BankDraftECheck | 03-2110/03-2150/05-2110 |
| 38994 | American Fidelity Assuran PY7282023 | 7/28/2023 | 545.03 | 545.03 | 7/31/2023 | BankDraftECheck | 03-2140/05-2140 |
| 38994 | American Fidelity Assuran PY7282023 | 7/28/2023 | 207.97 | 207.97 | 7/31/2023 | BankDraftECheck | 03-2140/05-2140 |
| 38995 | Datamax Inc. | 2259570 | 109.40 | 109.40 | 7/13/2023 | Check | 03-41-5203 |
| 38995 | Datamax Inc. | 2261863 | 85.26 | 85.26 | 7/13/2023 | Check | 03-49-5401 |
| 38995 | Datamax Inc. | LG00560035 | 192.48 | 192.48 | 7/13/2023 | Check | 03-41-5203 |
| 38996 | Ergon Asphalt and Emulsisr 9402936486 | 6/15/2023 | 638.74 | 638.74 | 7/13/2023 | Check | 03-50-5411 |
| 38996 | Ergon Asphalt and Emulsisr 9402946795 | 5/30/2023 | 652.75 | 652.75 | 7/13/2023 | Check | 03-50-5411 |
| 38996 | Freestone Publishing | 06.14.23 | 23.00 | 23.00 | 7/13/2023 | Check | 03-41-5228 |
| 38996 | GRAINGER | 9702168056 | 521.87 | 521.87 | 7/13/2023 | Check | 03-50-5901 |
| 38996 | GRAINGER | 9733829098 | 228.48 | 228.48 | 7/13/2023 | Check | 03-43-5701 |
| 38997 | Grapevine DCJ, LLC | 05022203 | 33.50 | 33.50 | 7/13/2023 | Check | 05-42-5945 |
| 38998 | Guys Lumber and Hardwa 31600 | 5/25/2023 | 31.99 | 31.99 | 7/13/2023 | Check | 05-42-5713 |
| 38998 | Guys Lumber and Hardwa 31685 | 5/30/2023 | 36.15 | 36.15 | 7/13/2023 | Check | 03-48-5403 |
| 38998 | Guys Lumber and Hardwa 32140 | 6/20/2023 | 9.48 | 9.48 | 7/13/2023 | Check | 03-52-5250 |
| 39000 | Johnson Lab & Supply Inc 260288-000 | 4/17/2023 | 293.20 | 293.20 | 7/13/2023 | Check | 05-43-5711 |
| 39000 | Johnson Lab & Supply Inc 261244-000 | 6/1/2023 | 516.14 | 516.14 | 7/13/2023 | Check | 05-42-5711 |
| 39000 | Johnson Lab & Supply Inc 261332-000 | 6/1/2023 | 1,743.27 | 1,743.27 | 7/13/2023 | Check | 05-43-5722 |
| 39001 | Lyle Oil Co Inc | 21118 | 1,044.10 | 1,044.10 | 7/13/2023 | Check | 03-50-5603/05-43-5603 |
| 39002 | MARC | 0791047-IN | 205.39 | 205.39 | 7/13/2023 | Check | 03-48-5415 |
| 39003 | MVBA | 271003 | 171.00 | 171.00 | 7/13/2023 | Check | 03-46-5251 |
| 39003 | MVBA | 271004 | 60.00 | 60.00 | 7/13/2023 | Check | 03-42-5365 |
| 39005 | Point Enterprise W.S.C. | 600 6.29.23 | 31.57 | 31.57 | 7/13/2023 | Check | 03-50-5411 |
| 39007 | Texas Materials Group Inc 201203324 | 6/29/2023 | 2,863.80 | 2,863.80 | 7/13/2023 | Check | 03-2135/05-2135 |
| 39008 | TML Health | PY6162023 | 511.44 | 511.44 | 7/13/2023 | Check | 03-2135/05-2135 |
| 39008 | TML Health | PY6162023 | 472.93 | 472.93 | 7/13/2023 | Check | 03-2135/05-2135 |
| 39008 | TML Health | PY6162023 | 136.68 | 136.68 | 7/13/2023 | Check | 03-2136/05-2136 |
| 39008 | TML Health | PY6162023 | 80.37 | 80.37 | 7/13/2023 | Check | 03-2136/05-2136 |
| 39008 | TML Health | PY6162023 | 255.96 | 255.96 | 7/13/2023 | Check | 03-2135/05-2135 |
| 39008 | TML Health | PY6162023 | 423.27 | 423.27 | 7/13/2023 | Check | 03-2135/05-2135 |
| 39008 | TML Health | PY6162023 | 305.50 | 305.50 | 7/13/2023 | Check | 03-2136/05-2136 |
| 39008 | TML Health | PY6162023 | 15.00 | 15.00 | 7/13/2023 | Check | 03-2135/05-2135 |
| 39008 | TML Health | PY6162023 | 9,799.47 | 9,799.47 | 7/13/2023 | Check | 03-2136/05-2136 |
| 39008 | TML Health | PY6162023 | 167.65 | 167.65 | 7/13/2023 | Check | 03-2136/05-2136 |
| 39008 | TML Health | PY622023 | 423.27 | 423.27 | 7/13/2023 | Check | 03-2142/05-2142 |
| 39008 | TML Health | PY622023 | 472.94 | 472.94 | 7/13/2023 | Check | 03-2135/05-2135 |
| 39008 | TML Health | PY622023 | 167.65 | 167.65 | 7/13/2023 | Check | 03-2135/05-2135 |
| 39009 | 3W Service Center | 296900 | 366.52 | 366.52 | 7/13/2023 | Check | 03-2142/05-2142 |
| 39009 | 3W Service Center | 297111 | 482.99 | 482.99 | 7/13/2023 | Check | 05-43-5601 |
| 39009 | 3W Service Center | 297205 | 447.79 | 447.79 | 7/13/2023 | Check | 03-52-5250 |
| 39010 | Alliance Electrical Group, I 18826507 | 6/6/2023 | 654.44 | 654.44 | 7/13/2023 | Check | 05-43-5922 |

| | | | | | | | |
|-------|---|------------|----------|----------|-----------|-------|-----------------------|
| 39011 | Amazon Capital Services, 1196-T43L-CNCK | 6/14/2023 | 119.99 | 119.99 | 7/13/2023 | Check | 03-45-5707 |
| 39011 | Amazon Capital Services, 1DFN-PX71-DXCT | 6/14/2023 | 970.11 | 970.11 | 7/13/2023 | Check | 03-45-5800 |
| 39011 | Amazon Capital Services, 1MKK-GNFP-9Q9N | 6/9/2023 | 466.59 | 466.59 | 7/13/2023 | Check | 05-42-5366 |
| 39011 | Amazon Capital Services, 1N9M-RQgK-CJRG | 6/17/2023 | 499.00 | 499.00 | 7/13/2023 | Check | 03-41-5229/03-51-5229 |
| 39014 | Bio Chem Lab Inc. 9285-0423 | 5/3/2023 | 886.00 | 886.00 | 7/13/2023 | Check | 05-42-5257/05-43-5257 |
| 39015 | Bobby Brown Dirt Constru 1535 | 5/24/2023 | 3,339.36 | 3,339.36 | 7/13/2023 | Check | 05-42-5725 |
| 39016 | Busby's Plumbing 20510262 | 6/12/2023 | 977.00 | 977.00 | 7/13/2023 | Check | 03-41-5701/05-42-5701 |
| 39017 | Certified Laboratories 8236572 | 5/15/2023 | 754.00 | 754.00 | 7/13/2023 | Check | 05-42-5415 |
| 39018 | Bureau Veritas North Ame RI 21013210 | 12/16/2021 | 4,613.84 | 4,613.84 | 7/19/2023 | Check | 03-41-5255 |
| 39018 | Bureau Veritas North Ame RI 22018589 | 2/24/2022 | 300.00 | 300.00 | 7/19/2023 | Check | 03-41-5262 |
| 39019 | Franklin Legal Publishing 2008410 | 8/12/2022 | 395.00 | 395.00 | 7/19/2023 | Check | 03-49-5109 |
| 39020 | GALLS, LLC 021663454 | 7/18/2022 | 65.00 | 65.00 | 7/19/2023 | Check | 03-49-5109 |
| 39020 | GALLS, LLC 021728639 | 7/26/2022 | 64.00 | 64.00 | 7/19/2023 | Check | 03-49-5109 |
| 39020 | GALLS, LLC 021740031 | 7/27/2022 | 85.04 | 85.04 | 7/19/2023 | Check | 03-49-5109 |
| 39020 | GALLS, LLC 021864513 | 8/11/2022 | 74.00 | 74.00 | 7/19/2023 | Check | 03-49-5109 |
| 39025 | Chad R. Williams 07112023 | 7/10/2023 | 9,533.87 | 9,533.87 | 7/21/2023 | Check | 03-48-5110 |
| 39026 | Clifton, John JC072023 | 7/20/2023 | 50.00 | 50.00 | 7/21/2023 | Check | 05-43-5109 |
| 39027 | INTERNAL REVENUE SERV 07.2023 | 7/10/2023 | 441.11 | 441.11 | 7/21/2023 | Check | 03-2105/05-2105 |
| 39028 | Omnibase Services of Tex 223-102081 | 7/3/2023 | 36.00 | 36.00 | 7/21/2023 | Check | 03-46-5247 |
| 39032 | 3W Service Center 297245 | 6/30/2023 | 69.44 | 69.44 | 7/27/2023 | Check | 05-43-5601 |
| 39033 | Alliance Electrical Group, I 19031307 | 6/28/2023 | 522.00 | 522.00 | 7/27/2023 | Check | 03-48-5715 |
| 39033 | Alliance Electrical Group, I 19048971 | 6/26/2023 | 1,174.70 | 1,174.70 | 7/27/2023 | Check | 05-42-5713 |
| 39033 | Alliance Electrical Group, I 19073931 | 9/28/2023 | 958.91 | 958.91 | 7/27/2023 | Check | 03-48-5715 |
| 39034 | Altec Industries, Inc 12310733 | 6/8/2023 | 120.01 | 120.01 | 7/27/2023 | Check | 03-50-5705 |
| 39035 | Amazon Capital Services, 13DY-WQ3D-FFLH | 6/4/2023 | 72.93 | 72.93 | 7/27/2023 | Check | 03-52-5905 |
| 39035 | Amazon Capital Services, 13FR-36FK-RDPY | 7/17/2023 | 269.24 | 269.24 | 7/27/2023 | Check | 03-41-5401 |
| 39035 | Amazon Capital Services, 13H3-X6CG-JLG1 | 6/25/2023 | 366.68 | 366.68 | 7/27/2023 | Check | 05-42-5601 |
| 39035 | Amazon Capital Services, 19WJ-TNKY-713W | 6/28/2023 | 209.99 | 209.99 | 7/27/2023 | Check | 05-43-5601 |
| 39035 | Amazon Capital Services, 1FWD-376X-4QWK | 6/8/2023 | 459.18 | 459.18 | 7/27/2023 | Check | 05-43-5405 |
| 39035 | Amazon Capital Services, 1JWY-LKKQ-761Y | 6/28/2023 | 19.80 | 19.80 | 7/27/2023 | Check | 05-43-5701 |
| 39035 | Amazon Capital Services, 1MJ7-L4QF-JM7K | 6/30/2023 | 631.95 | 631.95 | 7/27/2023 | Check | 03-49-5401 |
| 39035 | Amazon Capital Services, 1T7L-616D-1CVM | 6/21/2023 | 497.82 | 497.82 | 7/27/2023 | Check | 03-49-5919 |
| 39035 | Amazon Capital Services, 1VNG-NKJD-7YWH | 6/22/2023 | 261.80 | 261.80 | 7/27/2023 | Check | 05-42-5405 |
| 39035 | Amazon Capital Services, 1VVC-36LT-3JJN | 7/14/2023 | 51.96 | 51.96 | 7/27/2023 | Check | 03-41-5401 |
| 39035 | Amazon Capital Services, 1YKX-Y731-93P3 | 7/10/2023 | 32.91 | 32.91 | 7/27/2023 | Check | 03-41-5401 |
| 39036 | Bio Chem Lab Inc. 12079-0523 | 6/7/2023 | 968.00 | 968.00 | 7/27/2023 | Check | 05-42-5257/05-43-5257 |
| 39037 | Busby's Plumbing 20313526 | 5/19/2023 | 3,067.79 | 3,067.79 | 7/27/2023 | Check | 03-43-5705 |
| 39039 | Certified Laboratories 8273647 | 6/15/2023 | 754.00 | 754.00 | 7/27/2023 | Check | 05-42-5415 |
| 39040 | Chadus Garage 168838 | 6/2/2023 | 383.90 | 383.90 | 7/27/2023 | Check | 03-50-5605 |
| 39040 | Chadus Garage 178962 | 4/25/2023 | 14.00 | 14.00 | 7/27/2023 | Check | 05-43-5605 |
| 39041 | Circle Hardware and Supp 18124 | 5/3/2023 | 71.80 | 71.80 | 7/27/2023 | Check | 03-48-5403 |
| 39041 | Circle Hardware and Supp 18130 | 5/10/2023 | 28.48 | 28.48 | 7/27/2023 | Check | 03-50-5401 |
| 39041 | Circle Hardware and Supp 18133 | 5/11/2023 | 18.27 | 18.27 | 7/27/2023 | Check | 05-43-5711 |
| 39041 | Circle Hardware and Supp 18154 | 6/1/2023 | 225.95 | 225.95 | 7/27/2023 | Check | 03-48-5403 |
| 39041 | Circle Hardware and Supp 18172 | 6/15/2023 | 79.59 | 79.59 | 7/27/2023 | Check | 05-43-5711 |
| 39041 | Circle Hardware and Supp 18179 | 6/27/2023 | 6.99 | 6.99 | 7/27/2023 | Check | 03-50-5403 |
| 39042 | Complete Supply Inc 316401 | 6/2/2023 | 234.36 | 234.36 | 7/27/2023 | Check | 03-48-5419 |
| 39042 | Complete Supply Inc 317990 | 6/21/2023 | 62.64 | 62.64 | 7/27/2023 | Check | 05-43-5705 |
| 39043 | Custom Hose & Supply F135788 | 6/5/2023 | 35.79 | 35.79 | 7/27/2023 | Check | 03-41-5203 |
| 39044 | Datamax Inc. 2278182 | 7/10/2023 | 109.40 | 109.40 | 7/27/2023 | Check | |

| | | | | | | | | | |
|-------|-----------------------------|----------------|-----------|--------------------------------|------------|------------|-----------|-------|-----------------------|
| 39045 | DataPilot | 9855904 | 6/13/2023 | Cellphone downloading devi | 2,795.00 | 2,795.00 | 7/27/2023 | Check | 03-49-5707 |
| 39047 | DPC Industries Inc | 767002970-23 | 6/7/2023 | Chlorine, 150# CYL, Superfl | 591.07 | 591.07 | 7/27/2023 | Check | 05-43-5415 |
| 39047 | DPC Industries Inc | 767002971-23 | 6/7/2023 | Chlorine, 150# CYL, Superfl | 394.04 | 394.04 | 7/27/2023 | Check | 05-43-5415 |
| 39047 | DPC Industries Inc | DE76000718-23 | 5/31/2023 | Chlorine 150# CYL | 200.00 | 200.00 | 7/27/2023 | Check | 05-43-5415 |
| 39048 | EDC | 06.2023 | 7/14/2023 | EDC 25% Sales Tax June 21 | 12,662.92 | 12,662.92 | 7/27/2023 | Check | 03-41-5262 |
| 39049 | Ergon Asphalt and Emulsio | 9402953640 | 6/20/2023 | CRS-2 | 607.93 | 607.93 | 7/27/2023 | Check | 03-50-5411 |
| 39050 | First Check | 22814 | 6/30/2023 | Background checks for Decl | 104.00 | 104.00 | 7/27/2023 | Check | 03-41-5251 |
| 39051 | Force Logistics, LLC | 27483 | 6/3/2023 | Ticket #'s 7418093,741810 | 732.97 | 732.97 | 7/27/2023 | Check | 03-50-5411 |
| 39053 | GRAINGER | 9739217702 | 6/14/2023 | Pleated air filter, 18x24x2, 1 | 222.51 | 222.51 | 7/27/2023 | Check | 03-43-5705 |
| 39054 | Hometown Veterinary Ser | 90623 6.30.23 | 6/30/2023 | Grey kitten (10th & Poplar) | 50.00 | 50.00 | 7/27/2023 | Check | 03-43-5705 |
| 39055 | Horton Excavating, LLC | 07.2023 | 7/21/2023 | 2022 ARPA Water and Sewe | 296,236.09 | 296,236.09 | 7/27/2023 | Check | 03-52-5250 |
| 39056 | Jackson's True Value | 221148 | 6/6/2023 | Blade set 72 slope deck | 83.00 | 83.00 | 7/27/2023 | Check | 22-55-5266 |
| 39057 | Jarvis Farm Equipment, L | LI 02-47556 | 7/6/2023 | Pro Helmet, 50G Rapid Micr | 284.00 | 284.00 | 7/27/2023 | Check | 03-48-5705 |
| 39059 | Johnson Lab & Supply Inc | 261736-000 | 6/14/2023 | 6 MJ Cap-2, 6" 1500 Rapid | 291.28 | 291.28 | 7/27/2023 | Check | 03-48-5705 |
| 39059 | Johnson Lab & Supply Inc | 261786-000 | 7/3/2023 | 10 x 3/4IP DS Tap Saddle | 97.97 | 97.97 | 7/27/2023 | Check | 05-43-5711 |
| 39061 | JZ Southern Boys Service: | 2456 | 6/19/2023 | 6" Insta Valve 6.63 PVC - H | 6,000.00 | 6,000.00 | 7/27/2023 | Check | 05-43-5922 |
| 39062 | Knife River | 911338 | 6/2/2023 | TRU FLEX BASE TYPE A GRA | 947.80 | 947.80 | 7/27/2023 | Check | 03-50-5411 |
| 39063 | Live Oak Environmental H | 406 | 6/30/2023 | Garbage Contract June 202 | 37,785.88 | 37,785.88 | 7/27/2023 | Check | 05-41-5261 |
| 39063 | Live Oak Environmental H | 90230 | 6/30/2023 | Rolloffs for June 2023 | 2,750.00 | 2,750.00 | 7/27/2023 | Check | 05-41-5262 |
| 39064 | LoneStar Maintenance & S | 150787 | 6/6/2023 | O rings, o-ring low pressure | 376.95 | 376.95 | 7/27/2023 | Check | 05-43-5713 |
| 39064 | LoneStar Maintenance & S | 150788 | 6/6/2023 | O rings, grey ceramic inlet f | 583.65 | 583.65 | 7/27/2023 | Check | 05-43-5713 |
| 39065 | Lyle Oil Co Inc | 21273 | 6/2/2023 | NA1993 Diesel Fuel undyed | 699.32 | 699.32 | 7/27/2023 | Check | 05-43-5603 |
| 39066 | Martin Marietta Materials I | 39469205 | 6/28/2023 | Type D AGG, fuel surcharge | 1,238.02 | 1,238.02 | 7/27/2023 | Check | 03-50-5411 |
| 39067 | Master Meter Inc. | 261052 | 6/17/2023 | Annual Maintenance 1 Alleg | 9,928.00 | 9,928.00 | 7/27/2023 | Check | 05-43-5922 |
| 39069 | MVBA | 272036 | 7/2/2023 | Collection Fees- Court | 97.13 | 97.13 | 7/27/2023 | Check | 03-46-5251 |
| 39069 | MVBA | 272753 | 7/16/2023 | Collection Fees- Court | 60.00 | 60.00 | 7/27/2023 | Check | 03-46-5251 |
| 39070 | PMR Roofing | 1566-1 | 5/1/2023 | Roof replacement- TML cov | 104,634.04 | 104,634.04 | 7/27/2023 | Check | 05-42-4991 |
| 39071 | Quill Corporation | 33344495 | 7/6/2023 | Office supplies | 92.63 | 92.63 | 7/27/2023 | Check | 03-45-5401 |
| 39072 | Rehab and Maintenance | 7718 | 6/16/2023 | Sewer System Maintenance | 3,000.00 | 3,000.00 | 7/27/2023 | Check | 05-42-5713 |
| 39073 | Samantha Estrada | 07.08.2023 | 7/8/2023 | Community Center Deposit | 250.00 | 250.00 | 7/27/2023 | Check | 03-43-5277 |
| 39075 | T4 Diesel Repair, LLC | 127 | 6/1/2023 | Top idler roller for both trac | 1,591.00 | 1,591.00 | 7/27/2023 | Check | 05-43-5705 |
| 39076 | Teague Auto Parts | 20VM8338 | 5/30/2023 | Grease gun, sash mount lig | 33.65 | 33.65 | 7/27/2023 | Check | 05-43-5705 |
| 39076 | Teague Auto Parts | 20VM2846 | 6/2/2023 | Premium Battery 18 MTH | 119.99 | 119.99 | 7/27/2023 | Check | 03-48-5705 |
| 39076 | Teague Auto Parts | 20VM4682 | 6/5/2023 | AGRI + PLUS HYD FLUID 5C | 80.00 | 80.00 | 7/27/2023 | Check | 03-50-5705 |
| 39076 | Teague Auto Parts | 20VN5380 | 6/5/2023 | ATC-10 AMP BLADE FUSE | 4.59 | 4.59 | 7/27/2023 | Check | 03-48-5705 |
| 39076 | Teague Auto Parts | 20VN8515 | 6/7/2023 | HYDRL FLTR | 15.29 | 15.29 | 7/27/2023 | Check | 05-43-5705 |
| 39076 | Teague Auto Parts | 20VP1245 | 6/16/2023 | VP FUEL 50:1 MIX 1 GAL | 61.46 | 61.46 | 7/27/2023 | Check | 03-48-5603 |
| 39076 | Teague Auto Parts | 20VQ7405 | 6/28/2023 | VP FUEL 50:1 MIX 1 GAL | 61.46 | 61.46 | 7/27/2023 | Check | 03-50-5411 |
| 39077 | Texas Materials Group Inc | 201210259 | 6/20/2023 | Cold Mix Type D | 2,967.30 | 2,967.30 | 7/27/2023 | Check | 05-42-5711 |
| 39078 | USA BlueBook | INV00042863 | 6/14/2023 | Zoeller Simplex Grinder Pur | 7,988.01 | 7,988.01 | 7/27/2023 | Check | 05-42-5201/05-43-5201 |
| 39079 | Usio Output Solutions Inc. | 0015647 | 6/30/2023 | Bills/Late Notices Preparati | 860.54 | 860.54 | 7/27/2023 | Check | 05-42-5201/05-43-5201 |
| 39079 | Usio Output Solutions Inc. | 30540 | 6/30/2023 | Bills Print Preparation & Lat | 308.71 | 308.71 | 7/27/2023 | Check | 03-41-5708 |
| 39080 | Utilize IT Inc | 52800 | 7/1/2023 | Contract Support & Mainten | 1,634.00 | 1,634.00 | 7/27/2023 | Check | 03-41-5707/03-45-5707 |
| 39080 | Utilize IT Inc | 52806 | 6/29/2023 | Repair City Hall muffled sou | 400.00 | 400.00 | 7/27/2023 | Check | 03-48-5403 |
| 39081 | Woodson Lumber & Hardw | 2394614 | 6/2/2023 | Sloan urinal part | 16.96 | 16.96 | 7/27/2023 | Check | 03-49-5401 |
| 39570 | Amazon Capital Services, | 1Q4K-RWKK-99VF | 7/19/2023 | Blank Discs | 99.96 | 99.96 | 7/31/2023 | Check | 03-45-5800 |
| 39570 | Amazon Capital Services, | 1TWV-P3NJ-WJ17 | 7/14/2023 | Book | 11.88 | 11.88 | 7/31/2023 | Check | 03-45-5800 |
| 39570 | Amazon Capital Services, | 1VGH-MJWM-Q3GQ | 7/13/2023 | Books | 322.03 | 322.03 | 7/31/2023 | Check | 03-45-5800 |
| 39571 | Antonio Guillen | 6.6.2023 | 6/6/2023 | Community Center Deposit | 250.00 | 250.00 | 7/31/2023 | Check | 03-43-5277 |

| | | | | | | | | | |
|-------|------------------------|------------|-----------|-------------------------------|----------|----------|-----------|-------|------------|
| 39574 | Bojorquez Law Firm, PC | 11492 | 6/30/2023 | Court Legal Matters and Ge | 1,567.50 | 1,567.50 | 7/31/2023 | Check | 03-46-5246 |
| 39575 | Datamax Inc. | LG00560036 | 7/15/2023 | City Hall Printer Lease 8/5/ | 192.48 | 192.48 | 7/31/2023 | Check | 03-41-5203 |
| 39576 | Freestone Publishing | 07132023 | 7/13/2023 | 1 Year Subscription for The | 23.00 | 23.00 | 7/31/2023 | Check | 03-41-5228 |
| 39576 | Freestone Publishing | 07132023FR | 7/13/2023 | 1 Year Subscription for Fair | 28.00 | 28.00 | 7/31/2023 | Check | 03-41-5228 |
| 39581 | Guys Lumber and Hardwa | 30512.2 | 4/13/2023 | Cords Bungee | 7.58 | 7.58 | 7/31/2023 | Check | 05-43-5701 |
| 39581 | Guys Lumber and Hardwa | 30517.2 | 4/13/2023 | Paint Spray, Brush Foam, B | 19.56 | 19.56 | 7/31/2023 | Check | 03-48-5419 |
| 39581 | Guys Lumber and Hardwa | 30519.2 | 4/14/2023 | Nusetter Magnetic 1/2x1-7/ | 5.39 | 5.39 | 7/31/2023 | Check | 03-41-5401 |
| 39581 | Guys Lumber and Hardwa | 30569.2 | 4/17/2023 | Brush Foam, Paint Spray | 15.36 | 15.36 | 7/31/2023 | Check | 05-43-5711 |
| 39581 | Guys Lumber and Hardwa | 30593.2 | 4/17/2023 | Key | 2.75 | 2.75 | 7/31/2023 | Check | 05-43-5701 |
| 39581 | Guys Lumber and Hardwa | 31029 | 5/3/2023 | Blades | 35.21 | 35.21 | 7/31/2023 | Check | 05-43-5711 |
| 39581 | Guys Lumber and Hardwa | 31055 | 5/4/2023 | Plier Lineman 8in. Plastic Hi | 41.97 | 41.97 | 7/31/2023 | Check | 03-50-5911 |
| 39581 | Guys Lumber and Hardwa | 31116 | 5/5/2023 | Rule Tape Metal Case | 10.99 | 10.99 | 7/31/2023 | Check | 05-43-5711 |
| 39581 | Guys Lumber and Hardwa | 31124 | 5/5/2023 | Spray Paint | 27.96 | 27.96 | 7/31/2023 | Check | 05-43-5723 |
| 39581 | Guys Lumber and Hardwa | 31205 | 5/9/2023 | Spray Paint | 17.97 | 17.97 | 7/31/2023 | Check | 03-48-5419 |
| 39581 | Guys Lumber and Hardwa | 31207 | 5/9/2023 | Spray Paint | 22.77 | 22.77 | 7/31/2023 | Check | 05-43-5723 |
| 39581 | Guys Lumber and Hardwa | 31209 | 5/9/2023 | Paint Pail, Bungee Cords | 24.35 | 24.35 | 7/31/2023 | Check | 05-43-5907 |
| 39581 | Guys Lumber and Hardwa | 31212 | 5/9/2023 | Nozzle | 16.99 | 16.99 | 7/31/2023 | Check | 03-48-5419 |
| 39581 | Guys Lumber and Hardwa | 31243 | 5/11/2023 | Bolts, Washers, Nuts, Drill E | 38.16 | 38.16 | 7/31/2023 | Check | 05-43-5711 |
| 39581 | Guys Lumber and Hardwa | 31245 | 5/11/2023 | Gate Valve, Pipe Thread | 67.98 | 67.98 | 7/31/2023 | Check | 05-43-5711 |
| 39581 | Guys Lumber and Hardwa | 31264 | 5/11/2023 | Spray Paint | 32.95 | 32.95 | 7/31/2023 | Check | 03-48-5419 |
| 39581 | Guys Lumber and Hardwa | 31265 | 5/11/2023 | Bolt | 3.40 | 3.40 | 7/31/2023 | Check | 03-50-5901 |
| 39581 | Guys Lumber and Hardwa | 31275 | 5/11/2023 | Redi Mix, Elbows 90 degree | 27.84 | 27.84 | 7/31/2023 | Check | 05-43-5711 |
| 39581 | Guys Lumber and Hardwa | 31297 | 5/12/2023 | Spray Paint | 20.97 | 20.97 | 7/31/2023 | Check | 03-48-5419 |
| 39581 | Guys Lumber and Hardwa | 31458 | 5/19/2023 | Batteries | 33.67 | 33.67 | 7/31/2023 | Check | 05-43-5256 |
| 39581 | Guys Lumber and Hardwa | 31482 | 5/19/2023 | PVC | 10.99 | 10.99 | 7/31/2023 | Check | 05-43-5711 |
| 39581 | Guys Lumber and Hardwa | 31513 | 5/22/2023 | Drywall Screw | 8.69 | 8.69 | 7/31/2023 | Check | 03-50-5901 |
| 39581 | Guys Lumber and Hardwa | 31514 | 5/22/2023 | RediMix | 11.98 | 11.98 | 7/31/2023 | Check | 03-50-5403 |
| 39581 | Guys Lumber and Hardwa | 31549 | 5/23/2023 | Swivel Caster, Plate Caster, | 45.28 | 45.28 | 7/31/2023 | Check | 03-50-5911 |
| 39581 | Guys Lumber and Hardwa | 31555 | 5/24/2023 | RediMix, Trufuel | 57.97 | 57.97 | 7/31/2023 | Check | 03-50-5911 |
| 39581 | Guys Lumber and Hardwa | 31586 | 5/25/2023 | Shovel | 27.98 | 27.98 | 7/31/2023 | Check | 03-50-5411 |
| 39581 | Guys Lumber and Hardwa | 31699 | 5/31/2023 | Sponge Tile and Grout | 4.59 | 4.59 | 7/31/2023 | Check | 03-48-5403 |
| 39581 | Guys Lumber and Hardwa | 31927 | 6/9/2023 | WLDG GLV | 17.99 | 17.99 | 7/31/2023 | Check | 03-50-5417 |
| 39581 | Guys Lumber and Hardwa | 31943 | 6/9/2023 | Shovel, Galv, Pipe Nipple | 46.37 | 46.37 | 7/31/2023 | Check | 05-43-5711 |
| 39581 | Guys Lumber and Hardwa | 31986 | 6/13/2023 | PVC Pipe | 10.99 | 10.99 | 7/31/2023 | Check | 05-43-5711 |
| 39581 | Guys Lumber and Hardwa | 31992 | 6/13/2023 | Hammer | 17.99 | 17.99 | 7/31/2023 | Check | 03-50-5417 |
| 39581 | Guys Lumber and Hardwa | 32017 | 6/14/2023 | Safety Glasses | 9.99 | 9.99 | 7/31/2023 | Check | 03-50-5109 |
| 39581 | Guys Lumber and Hardwa | 32028 | 6/14/2023 | RediMix | 35.94 | 35.94 | 7/31/2023 | Check | 03-50-5901 |
| 39581 | Guys Lumber and Hardwa | 32080 | 6/16/2023 | Wrench Combo Set 11PC Mi | 49.99 | 49.99 | 7/31/2023 | Check | 03-48-5417 |
| 39581 | Guys Lumber and Hardwa | 32088 | 6/16/2023 | Washers | 4.77 | 4.77 | 7/31/2023 | Check | 05-43-5701 |
| 39581 | Guys Lumber and Hardwa | 32089 | 6/16/2023 | Hex Washers | 1.59 | 1.59 | 7/31/2023 | Check | 05-43-5701 |
| 39581 | Guys Lumber and Hardwa | 32090 | 6/16/2023 | Titnm Drill Bit | 13.99 | 13.99 | 7/31/2023 | Check | 03-50-5299 |
| 39581 | Guys Lumber and Hardwa | 32095 | 6/16/2023 | Hose Garden Neverkink 5/8 | 29.99 | 29.99 | 7/31/2023 | Check | 03-48-5715 |
| 39581 | Guys Lumber and Hardwa | 32139 | 6/20/2023 | Gorman Pine, Sealant | 41.58 | 41.58 | 7/31/2023 | Check | 05-43-5711 |
| 39581 | Guys Lumber and Hardwa | 32141 | 6/20/2023 | 12X3, LAG Shield | 6.78 | 6.78 | 7/31/2023 | Check | 05-43-5711 |
| 39581 | Guys Lumber and Hardwa | 32174 | 6/21/2023 | Hollow Blocks | 2.92 | 2.92 | 7/31/2023 | Check | 03-50-5411 |
| 39581 | Guys Lumber and Hardwa | 32179 | 6/21/2023 | Hammer Drive, 1/4 X 1-3/4 | 9.15 | 9.15 | 7/31/2023 | Check | 05-43-5711 |
| 39581 | Guys Lumber and Hardwa | 32198 | 6/22/2023 | Gate Valve | 13.99 | 13.99 | 7/31/2023 | Check | 03-50-5299 |
| 39581 | Guys Lumber and Hardwa | 32207 | 6/23/2023 | 2x4x10 #2 YP | 19.76 | 19.76 | 7/31/2023 | Check | 03-48-5715 |
| 39581 | Guys Lumber and Hardwa | 32240 | 6/26/2023 | Cable Ties | 13.99 | 13.99 | 7/31/2023 | Check | 03-50-5299 |
| 39581 | Guys Lumber and Hardwa | 32243 | 6/26/2023 | Pipe PVC SCH40 Press 3/4 I | 12.23 | 12.23 | 7/31/2023 | Check | 03-48-5403 |

| | | | | | | | | |
|-------|---|------------------|--------------------------------|-----------|-----------|-----------|-----------|-----------------|
| 39581 | Guys Lumber and Hardwa 32359 | 6/29/2023 | Tylo Entry K6 Bright Brass | 12.99 | 12.99 | 7/31/2023 | Check | 03-43-5407 |
| 39581 | Guys Lumber and Hardwa 32370 | 6/30/2023 | Air Filter | 7.58 | 7.58 | 7/31/2023 | Check | 05-43-5701 |
| 39583 | Serna Services | 062923-2 | Replace Defective Dual Run | 330.00 | 330.00 | 7/31/2023 | Check | 05-42-5701 |
| 39584 | TML Health | PY7142023 | Health Ins + Dependents-Ei | 365.55 | 365.55 | 7/31/2023 | Check | 03-2135/05-2135 |
| 39584 | TML Health | PY7142023 | Health Ins + Family-Employ | 625.22 | 625.22 | 7/31/2023 | Check | 03-2135/05-2135 |
| 39584 | TML Health | PY7142023 | TML Vol Ins Pre-Tax | 163.61 | 163.61 | 7/31/2023 | Check | 03-2142/05-2142 |
| 39584 | TML Health | PY7282023 | Dental - Employee Only - Ei | 255.96 | 255.96 | 7/31/2023 | Check | 03-2136/05-2136 |
| 39584 | TML Health | PY7282023 | Health Ins + Dependents-Ei | 365.55 | 365.55 | 7/31/2023 | Check | 03-2135/05-2135 |
| 39584 | TML Health | PY7282023 | AD&D | 70.20 | 70.20 | 7/31/2023 | Check | 03-2136/05-2136 |
| 39584 | TML Health | PY7282023 | Vision- Employee + Family- | 113.90 | 113.90 | 7/31/2023 | Check | 03-2135/05-2135 |
| 39584 | TML Health | PY7282023 | Health Ins + Family-Employ | 625.22 | 625.22 | 7/31/2023 | Check | 03-2135/05-2135 |
| 39584 | TML Health | PY7282023 | Dental - Employee + Family | 426.20 | 426.20 | 7/31/2023 | Check | 03-2135/05-2135 |
| 39584 | TML Health | PY7282023 | Vision- Employee - Employee | 103.15 | 103.15 | 7/31/2023 | Check | 03-2136/05-2136 |
| 39584 | TML Health | PY7282023 | Dental - Employee + Childr | 287.02 | 287.02 | 7/31/2023 | Check | 03-2135/05-2135 |
| 39584 | TML Health | PY7282023 | TML Vol Ins Pre-Tax | 101.11 | 101.11 | 7/31/2023 | Check | 03-2135/05-2135 |
| 39584 | TML Health | PY7282023 | Health Ins Single-Employer | 11,868.50 | 11,868.50 | 7/31/2023 | Check | 03-2142/05-2142 |
| 39585 | Nadia Rosales | 01-1011-01 | Refund For 01-1011-01 | 37.55 | 37.55 | 7/31/2023 | Check | 03-2136/05-2136 |
| | TXU Energy | 052003481117 | City Electricity Bill June 202 | 13,411.47 | 13,411.47 | 7/6/2023 | BankDraft | Check |
| | City of Teague - WATER | 06.2023 | City Water Bills 6/15/23-7/1 | 791.88 | 791.88 | 7/21/2023 | BankDraft | Check |
| | City of Teague - WATER | 07.25.2023 | Water bills for 6.2023 | 646.01 | 646.01 | 7/31/2023 | BankDraft | Check |
| | AT&T Mobility | 287295959901X062 | Police Cell Phones & Hotspo | 991.71 | 991.71 | 7/6/2023 | BankDraft | Check |
| | AT&T Mobility | 287295959901X072 | Police Dept Cell Phones Jun | 1,185.15 | 1,185.15 | 7/31/2023 | BankDraft | Check |
| | AT&T Mobility | 287295959901X072 | Credit for Device Trade-In | 0.00 | 0.00 | 7/31/2023 | BankDraft | Check CM |
| | Fuelman | NP64604518 | City Fuel Purchases for 5/23 | 4,706.68 | 4,706.68 | 7/21/2023 | BankDraft | Check |
| 39012 | Office of The Attorney Ger Cause # : W-2592-A | 6/14/2023 | Obligor : Richard A TackettC | 90.92 | 90.92 | 7/21/2023 | BankDraft | Check |
| 39013 | AT&T Mobility | 287295954026X062 | Airport, EAS, and SCADA Te | 376.58 | 376.58 | 7/13/2023 | Check | |
| | LegalShield | PY6162023 | Public Works Cell phone bill | 582.71 | 582.71 | 7/13/2023 | Check | |
| | LegalShield | PY622023 | Pre-Paid Legal Services | 4.47 | 4.47 | 7/6/2023 | BankDraft | Check |
| 38992 | Christian Henson | 01-1466-01 | Pre-Paid Legal Services | 4.48 | 4.48 | 7/6/2023 | BankDraft | Check |
| 38999 | Jessica Martinez | 01-2018-01 | Refund For 01-1466-01 | 111.26 | 111.26 | 7/13/2023 | Check | |
| 39004 | Office of The Attorney Ger Cause # : W-2592-A | 6/27/2023 | Refund For 01-2018-01 | 78.68 | 78.68 | 7/13/2023 | Check | |
| | | | Obligor : Richard A TackettO | 90.92 | 90.92 | 7/13/2023 | Check | |
| 39006 | Sandra Ray | 01-2415-02 | Refund For 01-2415-02 | 63.62 | 63.62 | 7/13/2023 | Check | |
| 39008 | TML Health | PY6162023 | Vision- Employee + Spouse | 50.91 | 50.91 | 7/13/2023 | Check | |
| 39008 | TML Health | PY6162023 | Health Ins + Family-Employ | 2,837.61 | 2,837.61 | 7/13/2023 | Check | |
| 39008 | TML Health | PY6162023 | Life Insurance-Employer | 72.75 | 72.75 | 7/13/2023 | Check | |
| 39008 | TML Health | PY6162023 | Health Ins + Dependents-Ei | 2,539.56 | 2,539.56 | 7/13/2023 | Check | |
| 39008 | TML Health | PY6162023 | Vision- Employee + Childrei | 89.30 | 89.30 | 7/13/2023 | Check | |
| 39008 | TML Health | PY6162023 | Dental - Employee + Spous | 200.46 | 200.46 | 7/13/2023 | Check | |
| 39008 | TML Health | PY6162023 | Health Ins + Spouse-Emplo | 488.18 | 488.18 | 7/13/2023 | Check | |
| 39008 | TML Health | PY6162023 | Health Ins + Spouse-Emplo | 2,929.05 | 2,929.05 | 7/13/2023 | Check | |
| 39038 | Carolyn Post | 01-2404-01 | Health Ins + Spouse-Emplo | 488.17 | 488.17 | 7/13/2023 | Check | |
| 39046 | Dennis Cox | 01-2793-01 | Refund For 01-2404-01 | 126.32 | 126.32 | 7/27/2023 | Check | |
| 39052 | Geneva Adkisson | 01-1052-01 | Refund For 01-2793-01 | 1,050.00 | 1,050.00 | 7/27/2023 | Check | |
| 39058 | Jennifer Crowley | 01-1358-01 | Refund For 01-1052-01 | 71.34 | 71.34 | 7/27/2023 | Check | |
| 39060 | Judy Gibson | 01-1402-01 | Refund For 01-1358-01 | 63.06 | 63.06 | 7/27/2023 | Check | |
| 39068 | Michelle Nguyen | 01-1819-03 | Refund For 01-1402-01 | 130.02 | 130.02 | 7/27/2023 | Check | |
| 39074 | Steve Lockling | 01-2573-01 | Refund For 01-1819-03 | 52.12 | 52.12 | 7/27/2023 | Check | |
| | | | Refund For 01-2573-01 | 69.00 | 69.00 | 7/27/2023 | Check | |

| | | | | | | | | |
|-------|------------|-----------|-----------|----------------------------|------------|------------|-----------|-------|
| 39584 | TML Health | PY7142023 | 7/14/2023 | Health Ins + Spouse-Emplo | 484.58 | 484.58 | 7/31/2023 | Check |
| 39584 | TML Health | PY7282023 | 7/28/2023 | Vision- Employee + Childre | 53.58 | 53.58 | 7/31/2023 | Check |
| 39584 | TML Health | PY7282023 | 7/28/2023 | Health Ins + Dependents-EI | 1,770.00 | 1,770.00 | 7/31/2023 | Check |
| 39584 | TML Health | PY7282023 | 7/28/2023 | Health Ins + Family-Emplo | 1,266.52 | 1,266.52 | 7/31/2023 | Check |
| 39584 | TML Health | PY7282023 | 7/28/2023 | Life Insurance-Employer | 7.84 | 7.84 | 7/31/2023 | Check |
| 39584 | TML Health | PY7282023 | 7/28/2023 | Dental - Employee + Spous | 200.46 | 200.46 | 7/31/2023 | Check |
| 39584 | TML Health | PY7282023 | 7/28/2023 | Vision- Employee + Spouse | 50.91 | 50.91 | 7/31/2023 | Check |
| 39584 | TML Health | PY7282023 | 7/28/2023 | Health Ins + Spouse-Emplo | 484.58 | 484.58 | 7/31/2023 | Check |
| 39584 | TML Health | PY7282023 | 7/28/2023 | Health Ins + Spouse-Emplo | 2,914.65 | 2,914.65 | 7/31/2023 | Check |
| | | | | Total | 700,729.61 | 700,729.61 | | |

| First | Last | Check # | Type | Check Date | Mem Amount |
|-------------|-------------|----------|----------|------------|------------|
| Douglas | Allen | DD107292 | Checking | 07/14/2023 | 1529.14 |
| John | Bell | DD107280 | Checking | 07/14/2023 | 706.48 |
| Theresa | Bell | DD107270 | Checking | 07/14/2023 | 9983.45 |
| Hailey | Brown | DD107271 | Checking | 07/14/2023 | 1400.06 |
| Jacob | Brown | DD107279 | Checking | 07/14/2023 | 979.56 |
| John | Clifton II | DD107293 | Checking | 07/14/2023 | 1481.29 |
| Christopher | Condren | DD107281 | Checking | 07/14/2023 | 1490.28 |
| Jacob | Cowling | DD107294 | Checking | 07/14/2023 | 2006.35 |
| Waylen | Crossley | 38981 | Paper | 07/14/2023 | 367.35 |
| Jason | Fisk | DD107272 | Checking | 07/14/2023 | 932.25 |
| Jake | Fitch | DD107282 | Checking | 07/14/2023 | 1668.46 |
| Xxavier | Harvey | DD107295 | Checking | 07/14/2023 | 1278.83 |
| Miguel | Hutchison | DD107283 | Checking | 07/14/2023 | 1547.29 |
| Beverly | Johnson | DD107275 | Savings | 07/14/2023 | 503.55 |
| Chester | Jones | DD107287 | Checking | 07/14/2023 | 1017.71 |
| David | Keale | DD107284 | Checking | 07/14/2023 | 1763.58 |
| Judith | Keally | 38980 | Paper | 07/14/2023 | 611.89 |
| Sydney | Long | DD107273 | Checking | 07/14/2023 | 1050.32 |
| Helen | Marek | DD107276 | Checking | 07/14/2023 | 443.55 |
| Shirley | Mays | DD107278 | Checking | 07/14/2023 | 207.79 |
| Darcy | Philpott | DD107285 | Checking | 07/14/2023 | 1824.12 |
| Jimmy | Powers | DD107288 | Checking | 07/14/2023 | 1040.88 |
| Gustavo | Ramirez | 38982 | Paper | 07/14/2023 | 964.13 |
| Terry | Reel | DD107289 | Checking | 07/14/2023 | 1045.77 |
| Angela | Sargent | DD107286 | Checking | 07/14/2023 | 1521.30 |
| Melissa | Satterwhite | DD107277 | Checking | 07/14/2023 | 1091.08 |
| Nakisha | Scott | DD107274 | Savings | 07/14/2023 | 1084.31 |
| Declan | Smith | DD107290 | Checking | 07/14/2023 | 764.77 |
| Donivian | Smith | DD107291 | Checking | 07/14/2023 | 1098.89 |
| Richard | Tackett | DD107296 | Checking | 07/14/2023 | 1022.54 |
| Norris | Warren | DD107297 | Checking | 07/14/2023 | 1613.75 |

| First | Last | Check # | Type | Check Date | Mem Amount |
|------------|-------------|----------|----------|------------|------------|
| Douglas | Allen | DD107396 | Checking | 07/28/202 | 1375.56 |
| John | Bell | DD107384 | Checking | 07/28/202 | 651.07 |
| Hailey | Brown | DD107376 | Checking | 07/28/202 | 1477.04 |
| Jacob | Brown | DD107383 | Checking | 07/28/202 | 955.82 |
| John | Clifton II | DD107397 | Checking | 07/28/202 | 1884.13 |
| Christophe | Condren | DD107385 | Checking | 07/28/202 | 1350.80 |
| Jacob | Cowling | DD107398 | Checking | 07/28/202 | 2006.35 |
| Waylen | Crossley | 39030 | Paper | 07/28/202 | 367.35 |
| Jason | Fisk | DD107377 | Checking | 07/28/202 | 694.04 |
| Jake | Fitch | DD107386 | Checking | 07/28/202 | 1426.42 |
| Xxavier | Harvey | DD107399 | Checking | 07/28/202 | 1083.71 |
| Miguel | Hutchison | DD107387 | Checking | 07/28/202 | 1390.36 |
| Beverly | Johnson | DD107380 | Savings | 07/28/202 | 503.55 |
| Chester | Jones | DD107391 | Checking | 07/28/202 | 976.63 |
| David | Keale | DD107388 | Checking | 07/28/202 | 1623.53 |
| Judith | Keally | 39029 | Paper | 07/28/202 | 683.00 |
| Sydney | Long | DD107378 | Checking | 07/28/202 | 1213.09 |
| Helen | Marek | DD107381 | Checking | 07/28/202 | 443.55 |
| Darcy | Philpott | DD107389 | Checking | 07/28/202 | 1824.12 |
| Jimmy | Powers | DD107392 | Checking | 07/28/202 | 1034.03 |
| Gustavo | Ramirez | 39031 | Paper | 07/28/202 | 995.92 |
| Terry | Reel | DD107393 | Checking | 07/28/202 | 430.16 |
| Angela | Sargent | DD107390 | Checking | 07/28/202 | 1348.10 |
| Melissa | Satterwhite | DD107382 | Checking | 07/28/202 | 1177.72 |
| Nakisha | Scott | DD107379 | Savings | 07/28/202 | 1279.33 |
| Declan | Smith | DD107394 | Checking | 07/28/202 | 764.77 |
| Donivian | Smith | DD107395 | Checking | 07/28/202 | 1189.41 |
| Richard | Tackett | DD107400 | Checking | 07/28/202 | 1090.43 |
| Norris | Warren | DD107401 | Checking | 07/28/202 | 1449.36 |

City of Teague

Current Ending Account Balances As of July 2023

| Account Type | Bank Name | Account Name | Account Number | Current Balance |
|--------------|----------------------|--------------------|----------------|-----------------------|
| CD | Citizen's State Bank | CSB CD #63 | 260004663 | \$116,977.15 |
| Checking | Citizen's State Bank | CSB Checking #1219 | 70001219 | \$447,168.02 |
| Investment | TexPool | TexPool Enterprise | 811200007 | \$1,461.05 |
| Checking | Prosperity Bank | Police Forfeiture | 6803701 | \$100.57 |
| Checking | Prosperity Bank | Enterprise | 2188 | \$2,998,976.46 |
| | | | Total | \$3,564,683.25 |

City of Teague
 Balance Sheet
 As of August 31, 2023

8/31/2023 12:59 PM

| Account Type | Account Number | Description | Balance | Total |
|--------------------------|----------------|--|-------------------|-------------------|
| 03 - GENERAL FUND | | | | |
| Assets | | | | |
| | 03-1000 | Consolidated Cash Equity | (793,739.29) | |
| | 03-1200 | Transfers Receivable | 9,518.18 | |
| | 03-1206 | Allow for Doubtful Accts | 153.20 | |
| | 03-1249 | Due from Combined Cash Fund | 5,410.96 | |
| | 03-1256 | Franchise Fees & Other Receivables | 15,109.90 | |
| | 03-1257 | A/R Sales Tax Receivable | 42,057.00 | |
| | 03-1258 | Taxes Receivable-Prop Taxes | 150,039.00 | |
| | 03-1259 | Allowance for Doubtful Account | 2,335.80 | |
| | 03-1262 | Capital Assets | 123,303.06 | |
| | 03-1263 | Fire Truck 2018 | 471,142.00 | |
| | 03-1264 | PY Capital Assets Land | 107,452.00 | |
| | 03-1265 | PY Capital Assets Infrastructure | 445,126.00 | |
| | 03-1266 | PY Capital Assets Buildings & Improvements | 277,014.00 | |
| | 03-1267 | PY Capital Assets Equipment | 1,365,555.00 | |
| | 03-1268 | PY Capital Assets Vehicles | 1,160,783.00 | |
| | 03-1270 | Accumulated Depreciation | (2,852,758.00) | |
| | 03-1999 | Old Cash in Combined Fund | 420,805.22 | |
| | Total Assets | | <u>949,307.03</u> | |
| | | | | <u>949,307.03</u> |

City of Teague
 Balance Sheet
 As of August 31, 2023

8/11/2023 12:59 PM

| Account Type | Account Number | Description | Balance | Total |
|--------------------------|--------------------|--------------------------------------|-------------------|-------|
| 03 - GENERAL FUND | | | | |
| Liabilities | | | | |
| | 03-2010 | Accounts Payable | (23,668.87) | |
| | 03-2020 | Accrued Utility Deposits | 430,634.76 | |
| | 03-2021 | UM-Deposits Applied-VFD Contribution | (4.68) | |
| | 03-2050 | Deferred Revenue | 151,288.95 | |
| | 03-2051 | Deferred Outflows of Resouces | 23,810.00 | |
| | 03-2052 | Deferred Inflows of Resouces | 217,967.00 | |
| | 03-2053 | Net Pensions Liability / Asset | (46,341.00) | |
| | 03-2054 | OPEB Liability | 71,090.00 | |
| | 03-2100 | Accrued Payroll | (741.71) | |
| | 03-2105 | Federal Withholding | (1,200.40) | |
| | 03-2107 | Credit Card Fee Liability | 1,639.92 | |
| | 03-2110 | FICA Payable | (3,111.71) | |
| | 03-2120 | TMRS Payable | 22,022.59 | |
| | 03-2135 | Dependent Insurance | (9,657.79) | |
| | 03-2136 | Employee Insurance | 161,423.92 | |
| | 03-2140 | Supplemental Ins. Payable | 38,549.24 | |
| | 03-2142 | Voluntary Supplemental Ins. | (191,719.33) | |
| | 03-2146 | Pre-Paid Legal Services | 310.43 | |
| | 03-2147 | Texas Life Insurance Payable | 282.73 | |
| | 03-2148 | Globe Life Payable | (310.16) | |
| | 03-2150 | Federal P/R Taxes Payable | 7,785.80 | |
| | 03-2201 | Accrued Vacation & Sick Payable | 47,424.00 | |
| | 03-2491 | Due to Enterprise | (39,607.46) | |
| | Total Liabilities | | <u>857,866.23</u> | |
| Fund Balance | | | | |
| | 03-2900 | Unreserved Fund Balance | <u>912,870.45</u> | |
| | Total Fund Balance | | <u>912,870.45</u> | |

City of Teague
 Balance Sheet
 As of August 31, 2023

8/31/2023 12:59 PM

| Account Type | Account Number | Description | Balance | Total |
|--------------------------|----------------|----------------------------------|---------------------|--------------------------|
| 03 - GENERAL FUND | | | | |
| | | Total Revenue | 1,832,006.61 | |
| | | Total Expenses | <u>2,654,513.90</u> | |
| | | Current Year Increase (Decrease) | (821,429.65) | |
| | | Fund Balance Total | 912,870.45 | |
| | | Current Year Increase (Decrease) | <u>(821,429.65)</u> | |
| | | Total Fund Balance/Equity | <u>91,440.80</u> | |
| | | Total Liabilities & Fund Balance | | <u><u>949,307.03</u></u> |

City of Teague
 Financial Statement
 As of August 31, 2023

| 03 - GENERAL FUND Taxes | | Current Month Actual | Current Month Budget | Budget Variance | YTD Actual | Annual Budget | % Budget Used | Budget Remaining |
|------------------------------------|-------------------------------|-------------------------|-------------------------|--------------------|---------------|------------------|------------------|---------------------|
| 03-31-4010 | Ad Valorem: Current | 6,078.53 | 71,804.60 | (65,726.07) | 855,373.59 | 862,000.00 | 99.23% | 6,626.41 |
| 03-31-4020 | Ad Valorem: Delinquent | 308.53 | 4,165.00 | (3,856.47) | 21,772.31 | 50,000.00 | 43.54% | 28,227.69 |
| 03-31-4030 | Ad Valorem: Penalty | 840.01 | 2,082.50 | (1,242.49) | 17,701.34 | 25,000.00 | 70.81% | 7,298.66 |
| 03-31-4110 | Franchise Fee: Gas Utility | 0.00 | 2,165.80 | (2,165.80) | 31,828.49 | 26,000.00 | 122.42% | (5,828.49) |
| 03-31-4120 | Franchise Fee: Electric Util | 0.00 | 8,330.00 | (8,330.00) | 72,594.15 | 100,000.00 | 72.59% | 27,405.85 |
| 03-31-4130 | Franchise Fee: Telephone Util | 0.00 | 583.10 | (583.10) | 4,707.06 | 7,000.00 | 67.24% | 2,292.94 |
| 03-31-4140 | Franchise Fee: Northland | 412.38 | 499.80 | (87.42) | 4,934.86 | 6,000.00 | 82.25% | 1,065.14 |
| 03-31-4210 | Tax: State Sales | 0.00 | 52,062.50 | (52,062.50) | 602,600.97 | 625,000.00 | 96.42% | 22,399.03 |
| 03-31-4220 | Tax: Mixed Beverage | 0.00 | 233.24 | (233.24) | 2,579.59 | 2,800.00 | 92.13% | 220.41 |
| 03-31-4221 | Tax: Vehicle IT | 0.00 | 16.67 | (16.67) | 0.00 | 200.00 | 0.00% | 200.00 |
| Taxes Totals | | 7,639.45 | 141,943.21 | (134,303.76) | 1,614,092.36 | 1,704,000.00 | 94.72% | 89,907.64 |

City of Teague
 Financial Statement
 As of August 31, 2023

| 03 - GENERAL FUND | | Current | Current | Budget | YTD | Annual | % Budget | Budget |
|--------------------------------------|-------------------------------|--------------|-----------------|-------------------|-----------------|------------------|---------------|------------------|
| Licenses & Permits | | Month Actual | Month Budget | Variance | Actual | Budget | Used | Remaining |
| 03-32-4310 | Permits: Itin Merch | 0.00 | 8.33 | (8.33) | 0.00 | 100.00 | 0.00% | 100.00 |
| 03-32-4312 | Permits: Licensing | 0.00 | 0.00 | 0.00 | 50.00 | 0.00 | 0.00% | (50.00) |
| 03-32-4313 | Permits: Other | 0.00 | 8.33 | (8.33) | 0.00 | 100.00 | 0.00% | 100.00 |
| 03-32-4314 | Permits: Fire Inspections | 0.00 | 16.67 | (16.67) | 0.00 | 200.00 | 0.00% | 200.00 |
| 03-32-4320 | Permits: Building Inspections | 0.00 | 83.30 | (83.30) | 3,175.00 | 1,000.00 | 317.50% | (2,175.00) |
| 03-32-4330 | Permits: Manufactured Home | 0.00 | 166.60 | (166.60) | 500.00 | 2,000.00 | 25.00% | 1,500.00 |
| 03-32-4370 | XTO Annual Renewal Fee | 0.00 | 2,166.67 | (2,166.67) | 0.00 | 26,000.00 | 0.00% | 26,000.00 |
| 03-32-4371 | Zoning Commission | 0.00 | 41.67 | (41.67) | 0.00 | 500.00 | 0.00% | 500.00 |
| Licenses & Permits Totals | | 0.00 | 2,491.57 | (2,491.57) | 3,725.00 | 29,900.00 | 12.46% | 26,175.00 |

City of Teague
 Financial Statement
 As of August 31, 2023

| 03 - GENERAL FUND | | | | | | | | | | | | |
|------------------------------------|------------------------------|----------------------|----------------------|-------------------|------------------|------------------|----------------|------------------|--|--|--|--|
| Charges for Services | | Current Month Actual | Current Month Budget | Budget Variance | YTD Actual | Annual Budget | % Budget Used | Budget Remaining | | | | |
| 03-34-4530 | Rent/Dep: Community Center | 250.00 | 833.00 | (583.00) | 12,750.00 | 10,000.00 | 127.50% | (2,750.00) | | | | |
| 03-34-4540 | Rent: Texas Workforce Center | 0.00 | 1,500.00 | (1,500.00) | 13,500.00 | 18,000.00 | 75.00% | 4,500.00 | | | | |
| 03-34-4550 | Rent: RV Site | 105.00 | 41.65 | 63.35 | 245.00 | 500.00 | 49.00% | 255.00 | | | | |
| 03-34-4551 | Rent: Park Pavilion | 0.00 | 41.65 | (41.65) | 605.00 | 500.00 | 121.00% | (105.00) | | | | |
| 03-34-4554 | Culvert Installation | 0.00 | 83.33 | (83.33) | 0.00 | 1,000.00 | 0.00% | 1,000.00 | | | | |
| 03-34-4580 | Rent: Airport Hanger | 1,200.00 | 683.33 | 516.67 | 11,760.00 | 8,200.00 | 143.41% | (3,560.00) | | | | |
| Charges for Services Totals | | 1,555.00 | 3,182.96 | (1,627.96) | 38,860.00 | 38,200.00 | 101.73% | (660.00) | | | | |

City of Teague
 Financial Statement
 As of August 31, 2023

| 03 - GENERAL FUND Fines & Forfeitures | Current Month Actual | Current Month Budget | Budget Variance | YTD Actual | Annual Budget | % Budget Used | Budget Remaining |
|--|-------------------------|-------------------------|--------------------|------------------|------------------|------------------|---------------------|
| 03-35-4410 Fines: Court 501 | 968.99 | 4,581.50 | (3,612.51) | 35,084.38 | 55,000.00 | 63.79% | 19,915.62 |
| 03-35-4440 Fines/Revenue: Police | 0.00 | 0.00 | 0.00 | 90.00 | 0.00 | 0.00% | (90.00) |
| 03-35-4450 Fines: Animal Control | 0.00 | 41.65 | (41.65) | 325.00 | 500.00 | 65.00% | 175.00 |
| Fines & Forfeitures Totals | 968.99 | 4,623.15 | (3,654.16) | 35,499.38 | 55,500.00 | 63.96% | 20,000.62 |

City of Teague
 Financial Statement
 As of August 31, 2023

| 03 - GENERAL FUND Miscellaneous Revenue | Current Month Actual | Current Month Budget | Budget Variance | YTD Actual | Annual Budget | % Budget Used | Budget Remaining |
|--|-------------------------|-------------------------|--------------------|-------------------|------------------|------------------|---------------------|
| 03-36-4225 Interest Earned | 0.00 | 4,248.30 | (4,248.30) | 66,351.00 | 51,000.00 | 130.10% | (15,351.00) |
| 03-36-4440 Revenue: Police | 0.00 | 16.67 | (16.67) | 6.00 | 200.00 | 3.00% | 194.00 |
| 03-36-4520 Oil & Gas Lease | 0.00 | 333.20 | (333.20) | 2,245.43 | 4,000.00 | 56.14% | 1,754.57 |
| 03-36-4612 Revenue: Library | 0.00 | 66.67 | (66.67) | 216.00 | 800.00 | 27.00% | 584.00 |
| 03-36-4896 Court Credit Card Fee | 0.00 | 83.33 | (83.33) | 21,278.38 | 1,000.00 | 2127.84% | (20,278.38) |
| 03-36-4979 PD Christmas Project | 0.00 | 0.00 | 0.00 | 856.60 | 0.00 | 0.00% | (856.60) |
| 03-36-4980 Library Grant (Freestone Co.) | 0.00 | 0.00 | 0.00 | 9,920.00 | 0.00 | 0.00% | (9,920.00) |
| 03-36-4981 LEOSE Police Funds | 0.00 | 83.33 | (83.33) | 859.81 | 1,000.00 | 85.98% | 140.19 |
| 03-36-4982 NNO Donations | 0.00 | 83.33 | (83.33) | 218.00 | 1,000.00 | 21.80% | 782.00 |
| 03-36-4985 NSF Check Fees | 0.00 | 58.31 | (58.31) | 252.61 | 700.00 | 36.09% | 447.39 |
| 03-36-4990 Miscellaneous Revenue | 10.00 | 83.30 | (73.30) | 1,215.50 | 1,000.00 | 121.55% | (215.50) |
| 03-36-4991 Insurance Claim | 0.00 | 0.00 | 0.00 | 575.32 | 0.00 | 0.00% | (575.32) |
| Miscellaneous Revenue Totals | 10.00 | 5,056.44 | (5,046.44) | 103,994.65 | 60,700.00 | 171.33% | (43,294.65) |

City of Teague
 Financial Statement
 As of August 31, 2023

| 03 - GENERAL FUND Grants | Current Month Actual | Current Month Budget | Budget Variance | YTD Actual | Annual Budget | % Budget Used | Budget Remaining |
|-------------------------------|-------------------------|-------------------------|--------------------|---------------|------------------|------------------|---------------------|
| 03-37-4590 Airport RAMP Grant | 0.00 | 83.33 | (83.33) | 0.00 | 1,000.00 | 0.00% | 1,000.00 |
| 03-37-4610 Library Grants | 0.00 | 416.67 | (416.67) | 21,408.65 | 5,000.00 | 428.17% | (16,408.65) |
| 03-37-4690 RAMP Grant | 0.00 | 83.33 | (83.33) | 0.00 | 1,000.00 | 0.00% | 1,000.00 |
| Grants Totals | 0.00 | 583.33 | (583.33) | 21,408.65 | 7,000.00 | 305.84% | (14,408.65) |

City of Teague
 Financial Statement
 As of August 31, 2023

| 03 - GENERAL FUND | | Current | Current | Budget | YTD | Annual | % Budget | Budget |
|---|-----------------------------|--------------|-------------------|---------------------|------------------|---------------------|--------------|---------------------|
| Contributions & Transfers | | Month Actual | Month Budget | Variance | Actual | Budget | Used | Remaining |
| 03-39-4230 | TVFD Voluntary Contribution | 4.00 | 1,416.10 | (1,412.10) | 15,121.34 | 17,000.00 | 88.95% | 1,878.66 |
| 03-39-4620 | Franchise Fees from COT | 0.00 | 17,942.82 | (17,942.82) | 0.00 | 215,400.00 | 0.00% | 215,400.00 |
| 03-39-4800 | Transfer From Reserve Fund | 0.00 | 80,868.12 | (80,868.12) | 0.00 | 940,972.00 | 0.00% | 940,972.00 |
| Contributions & Transfers Totals | | 4.00 | 100,227.04 | (100,223.04) | 15,121.34 | 1,173,372.00 | 1.29% | 1,158,250.66 |

City of Teague
 Financial Statement
 As of August 31, 2023

| 03 - GENERAL FUND Community Center | Current Month Actual | Current Month Budget | Budget Variance | YTD Actual | Annual Budget | % Budget Used | Budget Remaining |
|---|-------------------------|-------------------------|--------------------|---------------|------------------|------------------|---------------------|
| 03-43-4985 TDHCA Waterwell Grant | 0.00 | 0.00 | 0.00 | (694.77) | 0.00 | 0.00% | 694.77 |
| Community Center Totals | 0.00 | 0.00 | 0.00 | (694.77) | 0.00 | 0.00% | 694.77 |

City of Teague
Financial Statement
As of August 31, 2023

8/11/2023 12:50 PM

| | | | | | | | |
|----------------|-----------|------------|--------------|--------------|--------------|--------|--------------|
| Revenue Totals | 10,177.44 | 258,107.70 | (247,930.26) | 1,832,006.61 | 3,068,672.00 | 59.70% | 1,236,665.39 |
|----------------|-----------|------------|--------------|--------------|--------------|--------|--------------|

City of Teague
 Financial Statement
 As of August 31, 2023

| 03 - GENERAL FUND Administration | | Current Month Actual | Current Month Budget | Budget Variance | YTD Actual | Annual Budget | % Budget Used | Budget Remaining |
|---|-------------------------------|-------------------------|-------------------------|--------------------|---------------|------------------|------------------|---------------------|
| 03-41-5000 | Pension Expense | 0.00 | 0.00 | 0.00 | 0.00 | 0.00 | 0.00% | 0.00 |
| 03-41-5100 | Salaries for Full Time | 1,651.00 | 6,872.25 | (5,221.25) | 74,588.39 | 82,500.00 | 90.41% | 7,911.61 |
| 03-41-5101 | Salary & OT | 56.25 | 124.95 | (68.70) | 1,056.58 | 1,500.00 | 70.44% | 443.42 |
| 03-41-5103 | Retirement | 85.90 | 899.64 | (813.74) | 6,733.94 | 10,800.00 | 62.35% | 4,066.06 |
| 03-41-5104 | Vehicle Allowance Adm/Sec | 0.00 | 500.00 | (500.00) | 1,750.00 | 6,000.00 | 29.17% | 4,250.00 |
| 03-41-5105 | FICA | 129.76 | 499.80 | (370.04) | 6,560.72 | 6,000.00 | 109.35% | (560.72) |
| 03-41-5106 | Group Insurance | 0.00 | 957.95 | (957.95) | 15,063.91 | 11,500.00 | 130.99% | (3,563.91) |
| 03-41-5107 | Workers Compensation | 0.00 | 33.32 | (33.32) | 411.67 | 400.00 | 102.92% | (11.67) |
| 03-41-5109 | Clothing / Uniform Allowance | 0.00 | 41.67 | (41.67) | 74.00 | 500.00 | 14.80% | 426.00 |
| 03-41-5201 | Postage & Freight | 0.00 | 83.30 | (83.30) | 357.43 | 1,000.00 | 35.74% | 642.57 |
| 03-41-5202 | Ads & Public Notices | 0.00 | 49.98 | (49.98) | 732.00 | 600.00 | 122.00% | (132.00) |
| 03-41-5203 | Printing | 0.00 | 316.54 | (316.54) | 2,858.11 | 3,800.00 | 75.21% | 941.89 |
| 03-41-5205 | Mobile Communications | 0.00 | 45.81 | (45.81) | 245.99 | 550.00 | 44.73% | 304.01 |
| 03-41-5206 | Telephone | 420.80 | 124.95 | 295.85 | 3,518.87 | 1,500.00 | 234.59% | (2,018.87) |
| 03-41-5220 | Travel & Meals | 37.46 | 166.67 | (129.21) | 202.12 | 2,000.00 | 10.11% | 1,797.88 |
| 03-41-5221 | Service Appreciation | 40.00 | 333.20 | (293.20) | 5,464.54 | 4,000.00 | 136.61% | (1,464.54) |
| 03-41-5225 | Employee Drug Testing | 45.00 | 20.83 | 24.17 | 197.00 | 250.00 | 78.80% | 53.00 |
| 03-41-5226 | Employee Mileage | 0.00 | 8.33 | (8.33) | 159.69 | 100.00 | 159.69% | (59.69) |
| 03-41-5227 | Education & Training | 0.00 | 124.95 | (124.95) | 540.00 | 1,500.00 | 36.00% | 960.00 |
| 03-41-5228 | Manuals/Subscription | 299.00 | 25.00 | 274.00 | 519.00 | 300.00 | 173.00% | (219.00) |
| 03-41-5229 | Membership/Dues & Fees | 0.00 | 166.60 | (166.60) | 1,964.60 | 2,000.00 | 98.23% | 35.40 |
| 03-41-5231 | Insurance General Liabilities | 0.00 | 31.23 | (31.23) | 335.02 | 375.00 | 89.34% | 39.98 |
| 03-41-5232 | Insurance Property | 0.00 | 299.88 | (299.88) | 3,057.05 | 3,600.00 | 84.92% | 542.95 |
| 03-41-5233 | Insurance Errors & Omissions | 0.00 | 399.84 | (399.84) | 4,734.38 | 4,800.00 | 98.63% | 65.62 |
| 03-41-5234 | Employee Bonds | 0.00 | 29.17 | (29.17) | 350.00 | 350.00 | 100.00% | 0.00 |
| 03-41-5239 | Tax App District | 0.00 | 2,375.96 | (2,375.96) | 20,051.25 | 28,523.00 | 70.30% | 8,471.75 |

City of Teague
 Financial Statement
 As of August 31, 2023

| 03 - GENERAL FUND Administration | | Current Month Actual | Current Month Budget | Budget Variance | YTD Actual | Annual Budget | % Budget Used | Budget Remaining |
|---|--------------------------------|-------------------------|-------------------------|--------------------|---------------|------------------|------------------|---------------------|
| 03-41-5240 | Tax Collector | 0.00 | 591.43 | (591.43) | 7,022.25 | 7,100.00 | 98.90% | 77.75 |
| 03-41-5242 | Codification/ Record Retention | 0.00 | 203.41 | (203.41) | 2,567.47 | 2,442.00 | 105.14% | (125.47) |
| 03-41-5245 | Audit | 0.00 | 333.33 | (333.33) | 0.00 | 4,000.00 | 0.00% | 4,000.00 |
| 03-41-5246 | Legal | 9,054.13 | 1,666.67 | 7,387.46 | 22,701.74 | 20,000.00 | 113.51% | (2,701.74) |
| 03-41-5251 | Professional | 0.00 | 333.20 | (333.20) | 483.75 | 4,000.00 | 12.09% | 3,516.25 |
| 03-41-5252 | Emergency Management | 0.00 | 83.30 | (83.30) | 73,137.62 | 1,000.00 | 7313.76% | (72,137.62) |
| 03-41-5253 | Community Events | 75.00 | 166.60 | (91.60) | 942.83 | 2,000.00 | 47.14% | 1,057.17 |
| 03-41-5255 | Inspection Fees | 0.00 | 166.60 | (166.60) | 5,375.36 | 2,000.00 | 268.77% | (3,375.36) |
| 03-41-5262 | Teague E.D.C. | 0.00 | 13,015.62 | (13,015.62) | 151,048.98 | 156,250.00 | 96.67% | 5,201.02 |
| 03-41-5267 | Electronic File System | 0.00 | 299.88 | (299.88) | 0.00 | 3,600.00 | 0.00% | 3,600.00 |
| 03-41-5298 | Banking Charges | 1.00 | 1,249.50 | (1,248.50) | 9,767.79 | 15,000.00 | 65.12% | 5,232.21 |
| 03-41-5299 | Misc. Expense | 50.00 | 8.33 | 41.67 | 50.00 | 100.00 | 50.00% | 50.00 |
| 03-41-5301 | Electricity: New City Hall | 0.00 | 133.28 | (133.28) | 3,624.01 | 1,600.00 | 226.50% | (2,024.01) |
| 03-41-5340 | Gas | 0.00 | 83.30 | (83.30) | 1,127.16 | 1,000.00 | 112.72% | (127.16) |
| 03-41-5360 | Water: New City Hall | 0.00 | 125.00 | (125.00) | 1,100.37 | 1,500.00 | 73.36% | 399.63 |
| 03-41-5401 | Supplies: Office | 815.14 | 249.90 | 565.24 | 3,444.52 | 3,000.00 | 114.82% | (444.52) |
| 03-41-5403 | Supplies: Bldg & Maint | 126.37 | 125.00 | 1.37 | 1,075.79 | 1,500.00 | 71.72% | 424.21 |
| 03-41-5405 | Supplies: Safety | 0.00 | 16.67 | (16.67) | 151.44 | 200.00 | 75.72% | 48.56 |
| 03-41-5701 | Repair & Maint: Bldg | 100.00 | 83.30 | 16.70 | 862.21 | 1,000.00 | 86.22% | 137.79 |
| 03-41-5703 | Repair & Maint: Office Equip | 0.00 | 41.67 | (41.67) | 0.00 | 500.00 | 0.00% | 500.00 |
| 03-41-5707 | Repair & Maint: Computers | 15.98 | 208.33 | (192.35) | 958.41 | 2,500.00 | 38.34% | 1,541.59 |
| 03-41-5708 | Contract Prof. IT Services | 0.00 | 1,582.70 | (1,582.70) | 17,850.74 | 19,000.00 | 93.95% | 1,149.26 |
| 03-41-5906 | Equipment: Security | 0.00 | 41.67 | (41.67) | 500.00 | 500.00 | 100.00% | 0.00 |
| 03-41-5909 | Equipment: Office | 0.00 | 41.65 | (41.65) | 0.00 | 500.00 | 0.00% | 500.00 |
| 03-41-5919 | Computer Software | 22,198.43 | 2,499.00 | 19,699.43 | 42,415.35 | 30,000.00 | 141.38% | (12,415.35) |
| 03-41-5920 | Internet Service | 125.99 | 116.67 | 9.32 | 1,017.83 | 1,400.00 | 72.70% | 382.17 |

City of Teague
 Financial Statement
 As of August 31, 2023

| 03 - GENERAL FUND Administration | Current Month Actual | Current Month Budget | Budget Variance | YTD Actual | Annual Budget | % Budget Used | Budget Remaining |
|---|-------------------------|-------------------------|--------------------|---------------|------------------|------------------|---------------------|
| 03-41-5921 Website Development - | 0.00 | 208.25 | (208.25) | 2,238.94 | 2,500.00 | 89.56% | 261.06 |
| 03-41-5932 Email Software | 0.00 | 458.33 | (458.33) | 5,831.01 | 5,500.00 | 106.02% | (331.01) |
| Administration Totals | 35,327.21 | 38,664.41 | (3,337.20) | 506,821.83 | 464,140.00 | 109.20% | (42,681.83) |

City of Teague
 Financial Statement
 As of August 31, 2023

| 03 - GENERAL FUND Airport | Current Month Actual | Current Month Budget | Budget Variance | YTD Actual | Annual Budget | % Budget Used | Budget Remaining |
|---|-------------------------|-------------------------|--------------------|-----------------|------------------|------------------|---------------------|
| 03-42-5206 Telephone | 0.00 | 166.60 | (166.60) | 1,272.80 | 2,000.00 | 63.64% | 727.20 |
| 03-42-5231 Insurance: General Liabilities | 0.00 | 74.97 | (74.97) | 873.18 | 900.00 | 97.02% | 26.82 |
| 03-42-5232 Insurance: Property | 0.00 | 74.97 | (74.97) | 957.05 | 900.00 | 106.34% | (57.05) |
| 03-42-5299 Misc. Expense | 0.00 | 8.33 | (8.33) | 0.00 | 100.00 | 0.00% | 100.00 |
| 03-42-5305 Electricity: Airport | 0.00 | 108.29 | (108.29) | 856.15 | 1,300.00 | 65.86% | 443.85 |
| 03-42-5365 Water: Airport | 42.86 | 49.98 | (7.12) | 339.89 | 600.00 | 56.65% | 260.11 |
| 03-42-5403 Bldg Maintenance / Supplies | 0.00 | 41.67 | (41.67) | 0.00 | 500.00 | 0.00% | 500.00 |
| 03-42-5715 Repair & Maint: Facility | 0.00 | 124.95 | (124.95) | 1,229.98 | 1,500.00 | 82.00% | 270.02 |
| Airport Totals | 42.86 | 649.76 | (606.90) | 5,529.05 | 7,800.00 | 70.89% | 2,270.95 |

City of Teague
 Financial Statement
 As of August 31, 2023

| 03 - GENERAL FUND Community Center | Current Month Actual | Current Month Budget | Budget Variance | YTD Actual | Annual Budget | % Budget Used | Budget Remaining |
|---------------------------------------|-------------------------|-------------------------|--------------------|---------------|------------------|------------------|---------------------|
| 03-43-5277 Refunds | 0.00 | 416.50 | (416.50) | 5,912.50 | 5,000.00 | 118.25% | (912.50) |
| 03-43-5311 Electric: CCtr/ Over 55 | 0.00 | 666.40 | (666.40) | 4,778.84 | 8,000.00 | 59.74% | 3,221.16 |
| 03-43-5345 Gas: CCtr/ Over 55 | 0.00 | 124.95 | (124.95) | 1,547.42 | 1,500.00 | 103.16% | (47.42) |
| 03-43-5368 Water CC/O55/TWC | 0.00 | 116.62 | (116.62) | 2,068.20 | 1,400.00 | 147.73% | (668.20) |
| 03-43-5403 Supplies: Bldg & Maint | 0.00 | 66.64 | (66.64) | 909.52 | 800.00 | 113.69% | (109.52) |
| 03-43-5406 Over 55 Expenses | 17.24 | 41.65 | (24.41) | 1,300.75 | 500.00 | 260.15% | (800.75) |
| 03-43-5407 TWC Expenses | 0.00 | 41.65 | (41.65) | 12.99 | 500.00 | 2.60% | 487.01 |
| 03-43-5701 Repair & Maint: Bldg | 60.00 | 249.90 | (189.90) | 2,521.96 | 3,000.00 | 84.07% | 478.04 |
| 03-43-5705 Repair & Maint: Equipment | 1,139.02 | 83.33 | 1,055.69 | 5,938.33 | 1,000.00 | 593.83% | (4,938.33) |
| 03-43-5920 Internet | 233.52 | 233.24 | 0.28 | 2,826.60 | 2,800.00 | 100.95% | (26.60) |
| 03-43-5949 Tables & Chairs | 0.00 | 41.65 | (41.65) | 0.00 | 500.00 | 0.00% | 500.00 |
| Community Center Totals | 1,449.78 | 2,082.53 | (632.75) | 27,817.11 | 25,000.00 | 111.27% | (2,817.11) |

City of Teague
 Financial Statement
 As of August 31, 2023

| 03 - GENERAL FUND | | Current | Current | Budget | YTD | Annual | % Budget | Budget |
|--------------------------|-------------------------------|--------------|--------------|-------------|------------|------------|----------|------------|
| Fire Department | | Month Actual | Month Budget | Variance | Actual | Budget | Used | Remaining |
| 03-44-5103 | Retirement Fire | 0.00 | 749.70 | (749.70) | 8,856.00 | 9,000.00 | 98.40% | 144.00 |
| 03-44-5107 | Workers Compensation | 0.00 | 137.44 | (137.44) | 1,561.67 | 1,650.00 | 94.65% | 88.33 |
| 03-44-5206 | Telephone | 235.75 | 249.90 | (14.15) | 2,807.44 | 3,000.00 | 93.58% | 192.56 |
| 03-44-5229 | Membership/Dues & Fees | 0.00 | 83.33 | (83.33) | 110.00 | 1,000.00 | 11.00% | 890.00 |
| 03-44-5232 | Insurance: Bldg/ Equipment | 0.00 | 308.21 | (308.21) | 0.00 | 3,700.00 | 0.00% | 3,700.00 |
| 03-44-5315 | Electric: Fire Station | 0.00 | 258.23 | (258.23) | 2,666.05 | 3,100.00 | 86.00% | 433.95 |
| 03-44-5316 | Water: Fire Station | 0.00 | 66.64 | (66.64) | 583.93 | 800.00 | 72.99% | 216.07 |
| 03-44-5350 | Gas: Fire Station | 0.00 | 83.30 | (83.30) | 809.28 | 1,000.00 | 80.93% | 190.72 |
| 03-44-5415 | Chemicals/Foam | 0.00 | 83.33 | (83.33) | 0.00 | 1,000.00 | 0.00% | 1,000.00 |
| 03-44-5601 | Repair & Maint: Vehicle | 0.00 | 83.33 | (83.33) | 5,058.40 | 1,000.00 | 505.84% | (4,058.40) |
| 03-44-5603 | Oil/Gas/Fuel | 0.00 | 249.90 | (249.90) | 1,649.95 | 3,000.00 | 55.00% | 1,350.05 |
| 03-44-5607 | Vehicle Ins/Liab. | 0.00 | 533.12 | (533.12) | 6,389.00 | 6,400.00 | 99.83% | 11.00 |
| 03-44-5701 | Bldg. Repair & Maint. | 0.00 | 41.67 | (41.67) | 0.00 | 500.00 | 0.00% | 500.00 |
| 03-44-5705 | Repair & Maint: Equipment | 0.00 | 499.80 | (499.80) | 6,287.20 | 6,000.00 | 104.79% | (287.20) |
| 03-44-5905 | Equipment: Small | 0.00 | 166.60 | (166.60) | 0.00 | 2,000.00 | 0.00% | 2,000.00 |
| 03-44-5907 | Equipment: Safety | 0.00 | 791.67 | (791.67) | 14,367.39 | 9,500.00 | 151.24% | (4,867.39) |
| 03-44-5912 | Fire Truck Loan Principal Pmt | 0.00 | 4,710.61 | (4,710.61) | 56,482.40 | 56,550.00 | 99.88% | 67.60 |
| 03-44-5920 | Internet Service | 89.99 | 83.33 | 6.66 | 1,131.59 | 1,000.00 | 113.16% | (131.59) |
| 03-44-5929 | Hoses/Fire Dept | 0.00 | 166.60 | (166.60) | 0.00 | 2,000.00 | 0.00% | 2,000.00 |
| 03-44-5930 | SCBA | 0.00 | 1,541.05 | (1,541.05) | 17,903.33 | 18,500.00 | 96.77% | 596.67 |
| Fire Department Totals | | 325.74 | 10,887.76 | (10,562.02) | 126,663.63 | 130,700.00 | 96.91% | 4,036.37 |

City of Teague
 Financial Statement
 As of August 31, 2023

| 03 - GENERAL FUND Library | Current Month Actual | Current Month Budget | Budget Variance | YTD Actual | Annual Budget | % Budget Used | Budget Remaining |
|---|-------------------------|-------------------------|--------------------|---------------|------------------|------------------|---------------------|
| 03-45-5100 Salary | 1,570.00 | 3,207.05 | (1,637.05) | 37,376.00 | 38,500.00 | 97.08% | 1,124.00 |
| 03-45-5101 Salary & OT | 0.00 | 83.33 | (83.33) | 0.00 | 1,000.00 | 0.00% | 1,000.00 |
| 03-45-5102 Part-Time Salary | 1,173.90 | 2,665.60 | (1,491.70) | 27,136.20 | 32,000.00 | 84.80% | 4,863.80 |
| 03-45-5103 Retirement | 200.33 | 433.16 | (232.83) | 4,769.21 | 5,200.00 | 91.72% | 430.79 |
| 03-45-5105 FICA | 208.03 | 433.16 | (225.13) | 4,896.43 | 5,200.00 | 94.16% | 303.57 |
| 03-45-5106 Group Insurance | 0.00 | 766.36 | (766.36) | 7,209.62 | 9,200.00 | 78.37% | 1,990.38 |
| 03-45-5107 Workers Compensation | 0.00 | 20.82 | (20.82) | 411.66 | 250.00 | 164.66% | (161.66) |
| 03-45-5201 Postage & Freight | 0.00 | 8.33 | (8.33) | 0.00 | 100.00 | 0.00% | 100.00 |
| 03-45-5206 Telephone | 116.17 | 116.62 | (0.45) | 1,208.35 | 1,400.00 | 86.31% | 191.65 |
| 03-45-5230 Drug Testing | 0.00 | 8.33 | (8.33) | 0.00 | 100.00 | 0.00% | 100.00 |
| 03-45-5232 Insurance Property | 0.00 | 137.44 | (137.44) | 1,357.06 | 1,650.00 | 82.25% | 292.94 |
| 03-45-5252 Professional Services | 0.00 | 499.80 | (499.80) | 6,000.00 | 6,000.00 | 100.00% | 0.00 |
| 03-45-5284 Service Agreements | 0.00 | 337.36 | (337.36) | 3,488.00 | 4,050.00 | 86.12% | 562.00 |
| 03-45-5316 Electric: Library | 0.00 | 349.86 | (349.86) | 3,015.66 | 4,200.00 | 71.80% | 1,184.34 |
| 03-45-5351 Gas: Library | 0.00 | 108.29 | (108.29) | 1,305.33 | 1,300.00 | 100.41% | (5.33) |
| 03-45-5376 Water: Library | 0.00 | 62.50 | (62.50) | 550.24 | 750.00 | 73.37% | 199.76 |
| 03-45-5401 Office Supplies | 252.40 | 166.60 | 85.80 | 1,292.79 | 2,000.00 | 64.64% | 707.21 |
| 03-45-5402 Books / Magazines | 0.00 | 499.80 | (499.80) | 4,499.28 | 6,000.00 | 74.99% | 1,500.72 |
| 03-45-5403 Supplies: Bldg & Maint | 0.00 | 124.95 | (124.95) | 1,236.48 | 1,500.00 | 82.43% | 263.52 |
| 03-45-5420 Public Activities-Library | 264.40 | 274.89 | (10.49) | 1,922.67 | 3,300.00 | 58.26% | 1,377.33 |
| 03-45-5703 Repair & Maint: Office Equip | 0.00 | 83.30 | (83.30) | 293.20 | 1,000.00 | 29.32% | 706.80 |
| 03-45-5707 Repair & Maint: Computer | 0.00 | 208.25 | (208.25) | 969.99 | 2,500.00 | 38.80% | 1,530.01 |
| 03-45-5715 Repair & Maint: Facility | 75.20 | 166.60 | (91.40) | 903.70 | 2,000.00 | 45.19% | 1,096.30 |
| 03-45-5800 Library Grants | 564.97 | 416.67 | 148.30 | 17,798.56 | 5,000.00 | 355.97% | (12,798.56) |
| 03-45-5909 Equipment: Office | 0.00 | 116.62 | (116.62) | 533.88 | 1,400.00 | 38.13% | 866.12 |
| 03-45-5920 Internet Services | 89.99 | 83.33 | 6.66 | 1,047.49 | 1,000.00 | 104.75% | (47.49) |

City of Teague
 Financial Statement
 As of August 31, 2023

| 03 - GENERAL FUND Library | Current Month Actual | Current Month Budget | Budget Variance | YTD Actual | Annual Budget | % Budget Used | Budget Remaining |
|--------------------------------------|-------------------------|-------------------------|--------------------|---------------|------------------|------------------|---------------------|
| Library Totals | 4,515.39 | 11,379.02 | (6,863.63) | 129,221.80 | 136,600.00 | 94.60% | 7,378.20 |

City of Teague
 Financial Statement
 As of August 31, 2023

9/11/2023 12:50:00 PM

| 03 - GENERAL FUND Municipal Court | | Current Month Actual | Current Month Budget | Budget Variance | YTD Actual | Annual Budget | % Budget Used | Budget Remaining |
|--|------------------------------|-------------------------|-------------------------|--------------------|---------------|------------------|------------------|---------------------|
| 03-46-5100 | Salary | 617.00 | 1,149.54 | (532.54) | 9,106.58 | 13,800.00 | 65.99% | 4,693.42 |
| 03-46-5101 | Salary & OT | 56.25 | 41.67 | 14.58 | 1,056.58 | 500.00 | 211.32% | (556.58) |
| 03-46-5102 | Part-Time Salary | 225.00 | 0.00 | 225.00 | 2,200.00 | 0.00 | 0.00% | (2,200.00) |
| 03-46-5103 | Retirement | 85.91 | 149.94 | (64.03) | 85.91 | 1,800.00 | 4.77% | 1,714.09 |
| 03-46-5105 | FICA | 67.87 | 83.30 | (15.43) | 906.79 | 1,000.00 | 90.68% | 93.21 |
| 03-46-5106 | Group Insurance | 0.00 | 191.59 | (191.59) | 0.00 | 2,300.00 | 0.00% | 2,300.00 |
| 03-46-5107 | Workers Compensation | 0.00 | 20.82 | (20.82) | 411.66 | 250.00 | 164.66% | (161.66) |
| 03-46-5201 | Postage & Freight | 0.00 | 41.67 | (41.67) | 384.00 | 500.00 | 76.80% | 116.00 |
| 03-46-5225 | Travel & Meals | 0.00 | 41.67 | (41.67) | 0.00 | 500.00 | 0.00% | 500.00 |
| 03-46-5226 | Employee Mileage | 0.00 | 8.33 | (8.33) | 0.00 | 100.00 | 0.00% | 100.00 |
| 03-46-5227 | Education & Training | 0.00 | 41.67 | (41.67) | 350.00 | 500.00 | 70.00% | 150.00 |
| 03-46-5228 | Manuals/Subscription | 0.00 | 12.50 | (12.50) | 0.00 | 150.00 | 0.00% | 150.00 |
| 03-46-5229 | Membership/Dues & Fees | 0.00 | 12.49 | (12.49) | 100.00 | 150.00 | 66.67% | 50.00 |
| 03-46-5246 | Legal | 1,004.50 | 416.67 | 587.83 | 7,846.48 | 5,000.00 | 156.93% | (2,846.48) |
| 03-46-5247 | Court Cost/Arrest | 0.00 | 1,499.40 | (1,499.40) | 14,842.82 | 18,000.00 | 82.46% | 3,157.18 |
| 03-46-5251 | Services: Professional | 0.00 | 249.90 | (249.90) | 1,381.52 | 3,000.00 | 46.05% | 1,618.48 |
| 03-46-5298 | Banking Charges | 0.00 | 83.33 | (83.33) | 743.41 | 1,000.00 | 74.34% | 256.59 |
| 03-46-5401 | Supplies: Office | 0.00 | 41.67 | (41.67) | 202.35 | 500.00 | 40.47% | 297.65 |
| 03-46-5703 | Repair & Maint: Office Equip | 0.00 | 41.67 | (41.67) | 320.00 | 500.00 | 64.00% | 180.00 |
| Municipal Court Totals | | 2,056.53 | 4,127.83 | (2,071.30) | 39,938.10 | 49,550.00 | 80.60% | 9,611.90 |

City of Teague
 Financial Statement
 As of August 31, 2023

| 03 - GENERAL FUND Museum | Current Month Actual | Current Month Budget | Budget Variance | YTD Actual | Annual Budget | % Budget Used | Budget Remaining |
|---|-------------------------|-------------------------|--------------------|---------------|------------------|------------------|---------------------|
| 03-47-5110 BNSF Building Lease | 0.00 | 8.33 | (8.33) | 100.00 | 100.00 | 100.00% | 0.00 |
| 03-47-5231 Insurance: General Liabilities | 0.00 | 41.65 | (41.65) | 522.00 | 500.00 | 104.40% | (22.00) |
| 03-47-5232 Insurance: Property | 0.00 | 229.07 | (229.07) | 2,782.06 | 2,750.00 | 101.17% | (32.06) |
| 03-47-5316 Water: Museum | 0.00 | 62.50 | (62.50) | 561.05 | 750.00 | 74.81% | 188.95 |
| 03-47-5317 Electricity: Museum | 0.00 | 499.80 | (499.80) | 5,011.56 | 6,000.00 | 83.53% | 988.44 |
| 03-47-5701 Bldg. Repair & Maint. | 0.00 | 83.30 | (83.30) | 2,455.48 | 1,000.00 | 245.55% | (1,455.48) |
| Museum Totals | 0.00 | 924.65 | (924.65) | 11,432.15 | 11,100.00 | 102.99% | (332.15) |

City of Teague
 Financial Statement
 As of August 31, 2023

8/11/2023 1:2:50 PM

| 03 - GENERAL FUND Parks | | Current Month Actual | Current Month Budget | Budget Variance | YTD Actual | Annual Budget | % Budget Used | Budget Remaining |
|------------------------------------|------------------------------|-------------------------|-------------------------|--------------------|---------------|------------------|------------------|---------------------|
| 03-48-5100 | Salary | 1,559.81 | 3,498.60 | (1,938.79) | 36,050.41 | 42,000.00 | 85.83% | 5,949.59 |
| 03-48-5101 | Salary & OT | 48.00 | 41.67 | 6.33 | 912.00 | 500.00 | 182.40% | (412.00) |
| 03-48-5102 | Part-Time Salary | 0.00 | 166.67 | (166.67) | 0.00 | 2,000.00 | 0.00% | 2,000.00 |
| 03-48-5103 | Retirement | 205.15 | 458.15 | (253.00) | 4,726.03 | 5,500.00 | 85.93% | 773.97 |
| 03-48-5105 | FICA | 121.33 | 266.56 | (145.23) | 2,820.11 | 3,200.00 | 88.13% | 379.89 |
| 03-48-5106 | Group Insurance | 0.00 | 1,432.76 | (1,432.76) | 7,172.34 | 17,200.00 | 41.70% | 10,027.66 |
| 03-48-5107 | Workers Compensation | 0.00 | 70.80 | (70.80) | 850.00 | 850.00 | 100.00% | 0.00 |
| 03-48-5109 | Clothing Allowance | 0.00 | 41.65 | (41.65) | 706.36 | 500.00 | 141.27% | (206.36) |
| 03-48-5110 | Contract Mowing | 0.00 | 9,530.10 | (9,530.10) | 95,338.70 | 114,407.00 | 83.33% | 19,068.30 |
| 03-48-5205 | Mobile Communications | 0.00 | 41.65 | (41.65) | 471.68 | 500.00 | 94.34% | 28.32 |
| 03-48-5225 | Drug Testing | 0.00 | 8.33 | (8.33) | 0.00 | 100.00 | 0.00% | 100.00 |
| 03-48-5232 | Insurance: Property | 0.00 | 118.70 | (118.70) | 1,467.06 | 1,425.00 | 102.95% | (42.06) |
| 03-48-5254 | Parks & Recreation | 0.00 | 250.00 | (250.00) | 0.00 | 3,000.00 | 0.00% | 3,000.00 |
| 03-48-5277 | Refunds | 0.00 | 8.33 | (8.33) | 0.00 | 100.00 | 0.00% | 100.00 |
| 03-48-5299 | Misc. Expense | 0.00 | 8.33 | (8.33) | 105.31 | 100.00 | 105.31% | (5.31) |
| 03-48-5316 | Water: 8th Ave Park | 0.00 | 99.96 | (99.96) | 899.44 | 1,200.00 | 74.95% | 300.56 |
| 03-48-5317 | Water: Ball Park | 0.00 | 91.63 | (91.63) | 600.96 | 1,100.00 | 54.63% | 499.04 |
| 03-48-5318 | Water-BTW Park | 0.00 | 66.64 | (66.64) | 0.00 | 800.00 | 0.00% | 800.00 |
| 03-48-5319 | Park Renovations | 0.00 | 3,032.12 | (3,032.12) | 4,589.99 | 36,400.00 | 12.61% | 31,810.01 |
| 03-48-5320 | Electric: 8th Ave City Park | 0.00 | 524.79 | (524.79) | 8,762.13 | 6,300.00 | 139.08% | (2,462.13) |
| 03-48-5324 | Electric: Main St Park | 0.00 | 66.67 | (66.67) | 998.15 | 800.00 | 124.77% | (198.15) |
| 03-48-5325 | Electric: Jefferson BTW Park | 0.00 | 41.65 | (41.65) | 1,062.86 | 500.00 | 212.57% | (562.86) |
| 03-48-5360 | Water: Office | 0.00 | 0.00 | 0.00 | 100.09 | 0.00 | 0.00% | (100.09) |
| 03-48-5401 | Office Supplies | 0.00 | 0.00 | 0.00 | 0.00 | 0.00 | 0.00% | 0.00 |
| 03-48-5403 | Supplies/Maint: 8th Ave City | 169.71 | 208.33 | (38.62) | 3,211.57 | 2,500.00 | 128.46% | (711.57) |
| 03-48-5404 | Christmas Decorations | 0.00 | 166.67 | (166.67) | 788.22 | 2,000.00 | 39.41% | 1,211.78 |

City of Teague
 Financial Statement
 As of August 31, 2023

| 03 - GENERAL FUND Parks | Current Month Actual | Current Month Budget | Budget Variance | YTD Actual | Annual Budget | % Budget Used | Budget Remaining |
|---|-------------------------|-------------------------|--------------------|-------------------|-------------------|------------------|---------------------|
| 03-48-5405 Supplies: Safety | 0.00 | 4.17 | (4.17) | 0.00 | 50.00 | 0.00% | 50.00 |
| 03-48-5415 Chemicals: Parks | 0.00 | 41.65 | (41.65) | 205.39 | 500.00 | 41.08% | 294.61 |
| 03-48-5417 Small Tools | 0.00 | 16.66 | (16.66) | 91.36 | 200.00 | 45.68% | 108.64 |
| 03-48-5419 Supply/Maintenance: Jeff BTW | 0.00 | 124.95 | (124.95) | 1,656.42 | 1,500.00 | 110.43% | (156.42) |
| 03-48-5501 Supply/Maintenance: Main St | 0.00 | 41.65 | (41.65) | 407.57 | 500.00 | 81.51% | 92.43 |
| 03-48-5601 Vehicle Repair | 0.00 | 166.60 | (166.60) | 275.71 | 2,000.00 | 13.79% | 1,724.29 |
| 03-48-5603 Gas/Fuel | 51.98 | 249.90 | (197.92) | 2,476.51 | 3,000.00 | 82.55% | 523.49 |
| 03-48-5605 Tire Replacement/Repair | 0.00 | 20.83 | (20.83) | 15.00 | 250.00 | 6.00% | 235.00 |
| 03-48-5607 Insurance: Vehicle | 0.00 | 70.80 | (70.80) | 901.50 | 850.00 | 106.06% | (51.50) |
| 03-48-5705 Equipment Repair & Maint. | 1,245.00 | 125.00 | 1,120.00 | 6,563.95 | 1,500.00 | 437.60% | (5,063.95) |
| 03-48-5715 Repair & Maint: Facility | 47.23 | 124.95 | (77.72) | 1,674.84 | 1,500.00 | 111.66% | (174.84) |
| 03-48-5905 Equipment: Small | 0.00 | 41.65 | (41.65) | 0.00 | 500.00 | 0.00% | 500.00 |
| 03-48-5916 City Lake: Pier & Repairs | 164.30 | 208.25 | (43.95) | 258.37 | 2,500.00 | 10.33% | 2,241.63 |
| Parks Totals | 3,612.51 | 21,477.82 | (17,865.31) | 186,160.03 | 257,832.00 | 72.20% | 71,671.97 |

City of Teague
 Financial Statement
 As of August 31, 2023

| 03 - GENERAL FUND | | Current | Current | Budget | YTD | Annual | % Budget | Budget |
|--------------------------|-----------------------------|--------------|--------------|-------------|------------|------------|----------|------------|
| Police | | Month Actual | Month Budget | Variance | Actual | Budget | Used | Remaining |
| 03-49-5100 | Salary | 13,442.38 | 30,737.70 | (17,295.32) | 355,707.58 | 369,000.00 | 96.40% | 13,292.42 |
| 03-49-5101 | Salary & OT | 0.00 | 374.85 | (374.85) | 1,973.78 | 4,500.00 | 43.86% | 2,526.22 |
| 03-49-5102 | Part-Time Salary | 0.00 | 1,516.06 | (1,516.06) | 3,871.70 | 18,200.00 | 21.27% | 14,328.30 |
| 03-49-5103 | Retirement | 1,630.08 | 3,956.75 | (2,326.67) | 44,389.43 | 47,500.00 | 93.45% | 3,110.57 |
| 03-49-5105 | FICA | 1,017.33 | 2,182.46 | (1,165.13) | 27,391.21 | 26,200.00 | 104.55% | (1,191.21) |
| 03-49-5106 | Group Insurance | 0.00 | 6,313.05 | (6,313.05) | 44,750.48 | 75,787.00 | 59.05% | 31,036.52 |
| 03-49-5107 | Workers Compensation | 0.00 | 1,145.37 | (1,145.37) | 13,500.00 | 13,750.00 | 98.18% | 250.00 |
| 03-49-5109 | Clothing Allowance | 0.00 | 291.55 | (291.55) | 2,734.70 | 3,500.00 | 78.13% | 765.30 |
| 03-49-5111 | Pysch Wellness | 0.00 | 149.94 | (149.94) | 1,400.00 | 1,800.00 | 77.78% | 400.00 |
| 03-49-5201 | Postage & Freight | 0.00 | 166.60 | (166.60) | 680.16 | 2,000.00 | 34.01% | 1,319.84 |
| 03-49-5202 | Ads & Public Notices | 0.00 | 20.83 | (20.83) | 0.00 | 250.00 | 0.00% | 250.00 |
| 03-49-5205 | Mobile Communications | 0.00 | 333.20 | (333.20) | 3,737.51 | 4,000.00 | 93.44% | 262.49 |
| 03-49-5206 | Telephone | 0.00 | 349.86 | (349.86) | 3,083.03 | 4,200.00 | 73.41% | 1,116.97 |
| 03-49-5224 | Drug Testing | 0.00 | 41.67 | (41.67) | 152.00 | 500.00 | 30.40% | 348.00 |
| 03-49-5225 | Travel & Meals | 0.00 | 41.67 | (41.67) | 0.00 | 500.00 | 0.00% | 500.00 |
| 03-49-5227 | Education & Training | 0.00 | 333.20 | (333.20) | 2,154.45 | 4,000.00 | 53.86% | 1,845.55 |
| 03-49-5228 | Manuals/Subscription | 0.00 | 7.49 | (7.49) | 0.00 | 90.00 | 0.00% | 90.00 |
| 03-49-5229 | Membership/Dues & Fees | 0.00 | 24.99 | (24.99) | 402.30 | 300.00 | 134.10% | (102.30) |
| 03-49-5232 | Insurance: Property | 0.00 | 108.29 | (108.29) | 1,057.06 | 1,300.00 | 81.31% | 242.94 |
| 03-49-5235 | Insurance: Police Liability | 0.00 | 566.44 | (566.44) | 6,670.86 | 6,800.00 | 98.10% | 129.14 |
| 03-49-5250 | Animal Control Impoundment | 0.00 | (208.33) | 208.33 | 8,322.10 | 0.00 | 0.00% | (8,322.10) |
| 03-49-5252 | Professional Services | 0.00 | 83.30 | (83.30) | 2,241.52 | 1,000.00 | 224.15% | (1,241.52) |
| 03-49-5253 | NNO | 0.00 | 83.33 | (83.33) | 1,436.22 | 1,000.00 | 143.62% | (436.22) |
| 03-49-5272 | PD Christmas Project | 0.00 | 0.00 | 0.00 | 800.00 | 0.00 | 0.00% | (800.00) |
| 03-49-5299 | Expense: Misc. | 0.00 | 41.67 | (41.67) | 114.93 | 500.00 | 22.99% | 385.07 |
| 03-49-5301 | Electricity: New PD | 0.00 | 224.91 | (224.91) | 2,661.62 | 2,700.00 | 98.58% | 38.38 |

City of Teague
 Financial Statement
 As of August 31, 2023

| 03 - GENERAL FUND Police | | Current Month Actual | Current Month Budget | Budget Variance | YTD Actual | Annual Budget | % Budget Used | Budget Remaining |
|-------------------------------------|--------------------------|-------------------------|-------------------------|--------------------|---------------|------------------|------------------|---------------------|
| 03-49-5320 | Gas:Office | 0.00 | 91.63 | (91.63) | 975.12 | 1,100.00 | 88.65% | 124.88 |
| 03-49-5360 | Water: New PD | 0.00 | 62.47 | (62.47) | 317.28 | 750.00 | 42.30% | 432.72 |
| 03-49-5401 | Supplies: Office | 51.90 | 416.67 | (364.77) | 3,085.79 | 5,000.00 | 61.72% | 1,914.21 |
| 03-49-5403 | Bldg/Maint Supplies | 0.00 | 125.00 | (125.00) | 491.37 | 1,500.00 | 32.76% | 1,008.63 |
| 03-49-5405 | Safety Supplies | 0.00 | 166.60 | (166.60) | 4,414.54 | 2,000.00 | 220.73% | (2,414.54) |
| 03-49-5601 | Vehicle Repair | 0.00 | 499.80 | (499.80) | 1,206.88 | 6,000.00 | 20.11% | 4,793.12 |
| 03-49-5603 | Gas/Fuel | 0.00 | 2,499.00 | (2,499.00) | 18,664.59 | 30,000.00 | 62.22% | 11,335.41 |
| 03-49-5605 | Tire Replacemt/Repair | 0.00 | 166.67 | (166.67) | 1,715.89 | 2,000.00 | 85.79% | 284.11 |
| 03-49-5607 | Insurance: Vehicle | 0.00 | 508.13 | (508.13) | 7,647.00 | 6,100.00 | 125.36% | (1,547.00) |
| 03-49-5701 | Repair & Maint: Bldg. | 0.00 | 333.20 | (333.20) | 2,916.86 | 4,000.00 | 72.92% | 1,083.14 |
| 03-49-5705 | Repair & Maint: Equip | 0.00 | 291.55 | (291.55) | 804.70 | 3,500.00 | 22.99% | 2,695.30 |
| 03-49-5707 | Repair & Maint: Computer | 15.98 | 166.60 | (150.62) | 4,650.33 | 2,000.00 | 232.52% | (2,650.33) |
| 03-49-5905 | Equipment: Small | 0.00 | 125.00 | (125.00) | 813.48 | 1,500.00 | 54.23% | 686.52 |
| 03-49-5916 | Vehicle Loan | 0.00 | 3,540.25 | (3,540.25) | 42,452.32 | 42,500.00 | 99.89% | 47.68 |
| 03-49-5919 | Computer | 1,402.33 | 499.80 | 902.53 | 2,759.35 | 6,000.00 | 45.99% | 3,240.65 |
| 03-49-5920 | Internet Service | 0.00 | 124.95 | (124.95) | 1,530.74 | 1,500.00 | 102.05% | (30.74) |
| 03-49-5925 | CID Equipment | 0.00 | 2,640.77 | (2,640.77) | 36,979.00 | 31,702.00 | 116.65% | (5,277.00) |
| 03-49-5991 | COPsync Annual Fee | 0.00 | 4,155.00 | (4,155.00) | 29,955.81 | 49,880.00 | 60.06% | 19,924.19 |
| 03-49-5992 | Vehicle WIFI- COPsync | 0.00 | 166.60 | (166.60) | 7,012.26 | 2,000.00 | 350.61% | (5,012.26) |
| 03-49-5993 | Tasers | 0.00 | 254.89 | (254.89) | 0.00 | 3,060.00 | 0.00% | 3,060.00 |
| 03-49-5999 | LEOSE Funds | 0.00 | 83.33 | (83.33) | 1,043.04 | 1,000.00 | 104.30% | (43.04) |
| Police Totals | | 17,560.00 | 65,804.76 | (48,244.76) | 698,668.99 | 792,469.00 | 88.16% | 93,800.01 |

City of Teague
 Financial Statement
 As of August 31, 2023

| 03 - GENERAL FUND Streets | Current Month Actual | Current Month Budget | Budget Variance | YTD Actual | Annual Budget | % Budget Used | Budget Remaining |
|------------------------------------|-------------------------|-------------------------|--------------------|---------------|------------------|------------------|---------------------|
| 03-50-5100 Salary | 6,466.73 | 13,161.40 | (6,694.67) | 146,934.36 | 158,000.00 | 93.00% | 11,065.64 |
| 03-50-5101 Salary & OT | 432.00 | 166.67 | 265.33 | 2,920.50 | 2,000.00 | 146.03% | (920.50) |
| 03-50-5102 Part-Time Salary | 972.00 | 3,333.33 | (2,361.33) | 9,468.00 | 40,000.00 | 23.67% | 30,532.00 |
| 03-50-5103 Retirement | 700.12 | 1,707.65 | (1,007.53) | 17,133.62 | 20,500.00 | 83.58% | 3,366.38 |
| 03-50-5105 FICA | 596.99 | 1,166.20 | (569.21) | 12,089.37 | 14,000.00 | 86.35% | 1,910.63 |
| 03-50-5106 Group Insurance | 0.00 | 2,894.67 | (2,894.67) | 14,318.00 | 34,750.00 | 41.20% | 20,432.00 |
| 03-50-5107 Workers Compensation | 0.00 | 848.41 | (848.41) | 10,153.55 | 10,185.00 | 99.69% | 31.45 |
| 03-50-5109 Clothing Allowance | 1,170.40 | 133.28 | 1,037.12 | 2,514.23 | 1,600.00 | 157.14% | (914.23) |
| 03-50-5205 Mobile Communications | 0.00 | 120.78 | (120.78) | 1,777.03 | 1,450.00 | 122.55% | (327.03) |
| 03-50-5223 Drug Testing | 0.00 | 12.50 | (12.50) | 152.00 | 150.00 | 101.33% | (2.00) |
| 03-50-5225 Travel & Meals | 0.00 | 41.67 | (41.67) | 0.00 | 500.00 | 0.00% | 500.00 |
| 03-50-5227 Education & Training | 0.00 | 41.67 | (41.67) | 0.00 | 500.00 | 0.00% | 500.00 |
| 03-50-5232 Insurance: Property | 0.00 | 49.98 | (49.98) | 557.06 | 600.00 | 92.84% | 42.94 |
| 03-50-5245 Holiday Main Street | 0.00 | 49.98 | (49.98) | 1,001.49 | 600.00 | 166.92% | (401.49) |
| 03-50-5266 Capital Improvement | 0.00 | 11,666.67 | (11,666.67) | 0.00 | 140,000.00 | 0.00% | 140,000.00 |
| 03-50-5299 Misc. Expense | 14.99 | 8.33 | 6.66 | 44.86 | 100.00 | 44.86% | 55.14 |
| 03-50-5328 Electric: Street Lights | 0.00 | 5,331.20 | (5,331.20) | 52,536.48 | 64,000.00 | 82.09% | 11,463.52 |
| 03-50-5340 Gas: Office | 0.00 | 141.61 | (141.61) | 1,404.85 | 1,700.00 | 82.64% | 295.15 |
| 03-50-5401 Supplies: Office | 0.00 | 4.16 | (4.16) | 28.48 | 50.00 | 56.96% | 21.52 |
| 03-50-5403 Supplies: Bldg & Maint | 0.00 | 0.00 | 0.00 | 113.86 | 0.00 | 0.00% | (113.86) |
| 03-50-5405 Safety Supplies | 0.00 | 8.33 | (8.33) | 911.05 | 100.00 | 911.05% | (811.05) |
| 03-50-5411 Gravel/Asphalt | 4,874.42 | 5,831.00 | (956.58) | 55,865.27 | 70,000.00 | 79.81% | 14,134.73 |
| 03-50-5415 Chemicals | 0.00 | 41.65 | (41.65) | 488.00 | 500.00 | 97.60% | 12.00 |
| 03-50-5417 Small Tools | 0.00 | 8.33 | (8.33) | 443.42 | 100.00 | 443.42% | (343.42) |
| 03-50-5419 Supplies: Misc | 0.00 | 0.00 | 0.00 | 3,100.00 | 0.00 | 0.00% | (3,100.00) |
| 03-50-5601 Repair & Maint: Vehicle | 0.00 | 166.60 | (166.60) | 1,778.53 | 2,000.00 | 88.93% | 221.47 |

City of Teague
 Financial Statement
 As of August 31, 2023

| 03 - GENERAL FUND Streets | Current Month Actual | Current Month Budget | Budget Variance | YTD Actual | Annual Budget | % Budget Used | Budget Remaining |
|--------------------------------------|-------------------------|-------------------------|--------------------|-------------------|---------------------|------------------|---------------------|
| 03-50-5603 Gas/Fuel | 0.00 | 1,166.20 | (1,166.20) | 14,761.43 | 14,000.00 | 105.44% | (761.43) |
| 03-50-5605 Tire Repair & Replacement | 145.95 | 83.30 | 62.65 | 3,740.95 | 1,000.00 | 374.10% | (2,740.95) |
| 03-50-5607 Insurance: Vehicle | 0.00 | 274.89 | (274.89) | 3,322.22 | 3,300.00 | 100.67% | (22.22) |
| 03-50-5705 Repair & Maint: Equipment | 0.00 | 666.40 | (666.40) | 13,062.03 | 8,000.00 | 163.28% | (5,062.03) |
| 03-50-5901 Signs | 48.73 | 166.60 | (117.87) | 3,980.96 | 2,000.00 | 199.05% | (1,980.96) |
| 03-50-5911 Street Improvements | 0.00 | 41,650.00 | (41,650.00) | 488,132.69 | 500,000.00 | 97.63% | 11,867.31 |
| Streets Totals | 15,422.33 | 90,943.46 | (75,521.13) | 862,734.29 | 1,091,685.00 | 79.03% | 228,950.71 |

City of Teague
 Financial Statement
 As of August 31, 2023

| 03 - GENERAL FUND | | | | | | | | | |
|---|-------------------------|-------------------------|--------------------|------------------|------------------|------------------|---------------------|--|--|
| Mayor & Alderman | | | | | | | | | |
| | Current Month Actual | Current Month Budget | Budget Variance | YTD Actual | Annual Budget | % Budget Used | Budget Remaining | | |
| 03-51-5102 Community Liaison: Part-time | 0.00 | (208.33) | 208.33 | 1,732.95 | 5,000.00 | 34.66% | 3,267.05 | | |
| 03-51-5225 Travel & Meals | 0.00 | 41.67 | (41.67) | 138.46 | 500.00 | 27.69% | 361.54 | | |
| 03-51-5226 Employee Mileage | 0.00 | 8.33 | (8.33) | 0.00 | 100.00 | 0.00% | 100.00 | | |
| 03-51-5227 Education & Training | 0.00 | 41.65 | (41.65) | 0.00 | 500.00 | 0.00% | 500.00 | | |
| 03-51-5229 Membership/Dues & Fees | 0.00 | 83.30 | (83.30) | 790.50 | 1,000.00 | 79.05% | 209.50 | | |
| 03-51-5236 Council Room Improvements | 0.00 | 124.95 | (124.95) | 336.05 | 1,500.00 | 22.40% | 1,163.95 | | |
| 03-51-5298 Computers and Supplies | 189.95 | 333.20 | (143.25) | 2,474.21 | 4,000.00 | 61.86% | 1,525.79 | | |
| 03-51-5299 Expense: Misc. | 0.00 | 8.33 | (8.33) | 218.25 | 100.00 | 218.25% | (118.25) | | |
| 03-51-5409 Supplies: Election | 0.00 | 666.40 | (666.40) | 6,409.41 | 8,000.00 | 80.12% | 1,590.59 | | |
| 03-51-5414 Meeting Expenses | 0.00 | 0.00 | 0.00 | 179.90 | 500.00 | 35.98% | 320.10 | | |
| Mayor & Alderman Totals | 189.95 | 1,099.50 | (909.55) | 12,279.73 | 21,200.00 | 57.92% | 8,920.27 | | |

City of Teague
 Financial Statement
 As of August 31, 2023

| 03 - GENERAL FUND Animal Control | Current Month Actual | Current Month Budget | Budget Variance | YTD Actual | Annual Budget | % Budget Used | Budget Remaining |
|---------------------------------------|-------------------------|-------------------------|--------------------|---------------|------------------|------------------|---------------------|
| 03-52-5100 Salary | 1,490.00 | 4,875.00 | (3,385.00) | 28,690.00 | 39,000.00 | 73.56% | 10,310.00 |
| 03-52-5101 Salary & OT | 90.00 | 62.50 | 27.50 | 255.00 | 500.00 | 51.00% | 245.00 |
| 03-52-5103 Retirement | 201.61 | 625.00 | (423.39) | 3,693.35 | 5,000.00 | 73.87% | 1,306.65 |
| 03-52-5105 FICA | 96.96 | 462.50 | (365.54) | 1,910.06 | 3,700.00 | 51.62% | 1,789.94 |
| 03-52-5106 Group Insurance | 0.00 | 1,718.25 | (1,718.25) | 10,996.32 | 13,746.00 | 80.00% | 2,749.68 |
| 03-52-5107 Workers Compensation | 0.00 | 62.50 | (62.50) | 0.00 | 500.00 | 0.00% | 500.00 |
| 03-52-5109 Clothing Allowance | 0.00 | 62.50 | (62.50) | 0.00 | 500.00 | 0.00% | 500.00 |
| 03-52-5201 Postage & Freight | 0.00 | 12.50 | (12.50) | 0.00 | 100.00 | 0.00% | 100.00 |
| 03-52-5205 Mobile Communications | 0.00 | 56.25 | (56.25) | 43.72 | 450.00 | 9.72% | 406.28 |
| 03-52-5224 Drug Testing | 0.00 | 18.75 | (18.75) | 0.00 | 150.00 | 0.00% | 150.00 |
| 03-52-5225 Travel and Meals | 0.00 | 31.25 | (31.25) | 250.00 | 250.00 | 100.00% | 0.00 |
| 03-52-5227 Education & Training | 0.00 | 187.50 | (187.50) | 675.00 | 1,500.00 | 45.00% | 825.00 |
| 03-52-5250 Animal Control Svcs | 0.00 | 1,250.00 | (1,250.00) | (2,701.77) | 10,000.00 | (27.02%) | 12,701.77 |
| 03-52-5251 Professional Services/ACO | 0.00 | 0.00 | 0.00 | 157.26 | 0.00 | 0.00% | (157.26) |
| 03-52-5252 Professional Services C.E. | 0.00 | 0.00 | 0.00 | 0.00 | 0.00 | 0.00% | 0.00 |
| 03-52-5401 Office Supplies | 0.00 | 12.50 | (12.50) | 32.25 | 100.00 | 32.25% | 67.75 |
| 03-52-5601 Vehicle Repair | 1,002.96 | 62.50 | 940.46 | 1,002.96 | 500.00 | 200.59% | (502.96) |
| 03-52-5603 Oil/Gas/Fuel | 0.00 | 250.00 | (250.00) | 1,481.74 | 2,000.00 | 74.09% | 518.26 |
| 03-52-5905 Small Equipment | 0.00 | 125.00 | (125.00) | 661.30 | 1,000.00 | 66.13% | 338.70 |
| 03-52-5919 Computer | 0.00 | 62.50 | (62.50) | 100.00 | 500.00 | 20.00% | 400.00 |
| Animal Control Totals | 2,881.53 | 9,937.00 | (7,055.47) | 47,247.19 | 79,496.00 | 59.43% | 32,248.81 |
| Expense Totals | 83,383.83 | 257,978.50 | (174,594.67) | 2,654,513.90 | 3,067,572.00 | 86.53% | 413,058.10 |

City of Teague
 Balance Sheet
 As of August 31, 2023

8/11/2023 12:55 PM

| Account Type | Account Number | Description | Balance | Total |
|--------------------------|----------------|--------------------------------|----------------|-------|
| 05 - UTILITY FUND | | | | |
| Assets | | | | |
| | 05-1000 | Consolidated Cash Equity | 1,388,710.32 | |
| | 05-1020 | Cash-Citizens State Bank | 535,631.17 | |
| | 05-1100 | Investments- Texpool | 1,378,683.28 | |
| | 05-1200 | Accounts Receivable | (73,044.28) | |
| | 05-1206 | Allow for Doubtful Accts | 40,091.72 | |
| | 05-1215 | Restricted Cash | 109,699.25 | |
| | 05-1258 | Due from General Fund | 208.70 | |
| | 05-1497 | Prepaid Insurance | 11,842.00 | |
| | 05-1580 | Land Water | 39,965.00 | |
| | 05-1581 | Land Sewer | 30,509.83 | |
| | 05-1582 | Water & Sewer System | 3,926,943.51 | |
| | 05-1583 | Machinery & Equipment | 576,842.13 | |
| | 05-1584 | Autos & Trucks | 55,538.50 | |
| | 05-1601 | TDJC Construction Project | 1,429,519.31 | |
| | 05-1602 | Water System - 1989 | 243,160.00 | |
| | 05-1603 | Sewer System - 1990 | 404,999.00 | |
| | 05-1604 | Water Grant - 1992 | 291,370.58 | |
| | 05-1605 | Water Reservoir 300,000 Gal | 135,574.02 | |
| | 05-1606 | Capitalized Items 93-94 | 28,613.79 | |
| | 05-1607 | 1/2 Leased Computer System | 10,476.00 | |
| | 05-1608 | 1995 Capital Item | 214,290.95 | |
| | 05-1609 | 1995 Completed Grant | 240,605.00 | |
| | 05-1610 | Allowance for Depr | (6,619,504.00) | |
| | 05-1611 | 95/96 93 Bond Cap Exp | 115,097.62 | |
| | 05-1612 | Tractor & Backhoe | 39,345.00 | |
| | 05-1613 | Sewer Machine | 7,900.00 | |
| | 05-1614 | 2002 Chev Pickup | 19,600.00 | |
| | 05-1615 | TCDP Grant in Process | 579,776.42 | |
| | 05-1616 | 1994 Pickup | 8,415.00 | |
| | 05-1617 | 2002 Chevrolet Pickup | 84,142.08 | |
| | 05-1618 | 2/3 of 2002 Truck | 12,584.66 | |
| | 05-1619 | 2002 Line Costs | 41,541.28 | |
| | 05-1620 | Grant #721781 | 302.53 | |
| | 05-1621 | Ground Storage Tank | 231,100.00 | |
| | 05-1622 | Dump Truck | 39,105.00 | |
| | 05-1623 | Water Tower Rebuilding Project | 173,257.41 | |

City of Teague
 Balance Sheet
 As of August 31, 2023

8/11/2023 12:59 PM

| Account Type | Account Number | Description | Balance | Total |
|--------------------------|----------------|---------------------------|---------------------|---------------------|
| 05 - UTILITY FUND | | | | |
| Assets | | | | |
| | 05-1625 | Jet Machine | 38,000.00 | |
| | 05-1626 | 2 - 2005 Chevy Pickups | 22,645.38 | |
| | 05-1627 | 2014 Chevy Silvarado | 30,266.12 | |
| | 05-1628 | Scada Water Systems | 55,000.00 | |
| | 05-1629 | Capital Assets Generators | 111,862.24 | |
| | 05-1999 | Old Cash in Combined Fund | (6,108.59) | |
| | Total Assets | | <u>6,004,557.93</u> | <u>6,004,557.93</u> |

City of Teague
 Balance Sheet
 As of August 31, 2023

8/11/2023 12:59 PM

| Account Type | Account Number | Description | Balance | Total |
|--------------------------|--------------------|---------------------------------|---------------------|-------|
| 05 - UTILITY FUND | | | | |
| Liabilities | | | | |
| | 05-2000 | Consolidated Accounts Payable | (9,382.00) | |
| | 05-2010 | Accounts Payable | 32,001.64 | |
| | 05-2020 | Accrued Utility Deposits | 85,818.77 | |
| | 05-2051 | Deferred Outflows of Resouces | 9,155.00 | |
| | 05-2052 | Deferred Inflows of Resouces | 107,357.00 | |
| | 05-2053 | Net Pensions Liability / Asset | (22,825.00) | |
| | 05-2054 | OPEB Liability | 35,014.00 | |
| | 05-2100 | Accrued Payroll | 10,671.34 | |
| | 05-2105 | Federal Withholding | (2,002.80) | |
| | 05-2106 | Due Child Support | 90.92 | |
| | 05-2110 | FICA Payable | 3,517.12 | |
| | 05-2120 | TMRS Payable | 8,955.78 | |
| | 05-2135 | Dependent Insurance | (7,253.95) | |
| | 05-2136 | Employee Insurance | 97,247.48 | |
| | 05-2140 | Supplemental Ins. Payable | 24,711.99 | |
| | 05-2142 | Voluntary Supplemental Ins. | (126,267.72) | |
| | 05-2146 | Pre-Paid Legal Services | 365.88 | |
| | 05-2147 | Texas Life Insurance Payable | 318.43 | |
| | 05-2148 | Globe Life Payable | 12.81 | |
| | 05-2150 | Federal P/R Taxes Payable | 1,558.65 | |
| | 05-2201 | Accrued Vacation & Sick Payable | 6,007.00 | |
| | 05-2260 | Accrued Interest Payable | 18,789.00 | |
| | 05-2521 | 2009A Certificates of Oblig | 430,000.00 | |
| | 05-2522 | 2009B Cert of Obligation | 374,000.00 | |
| | 05-2525 | 2005 Series Bonds | 320,000.00 | |
| | Total Liabilities | | <u>1,397,861.34</u> | |
| Fund Balance | | | | |
| | 05-2900 | Retained Earnings | 4,567,786.20 | |
| | 05-2912 | Capital Contributed Capital | 390,631.19 | |
| | Total Fund Balance | | <u>4,958,417.39</u> | |

City of Teague
 Balance Sheet
 As of August 31, 2023

8/11/2023 12:59 PM

| Account Type | Account Number | Description | Balance | Total |
|--------------------------|----------------|----------------------------------|---------------------|----------------------------|
| 05 - UTILITY FUND | | | | |
| | | Total Revenue | 1,599,016.46 | |
| | | Total Expenses | <u>1,966,000.73</u> | |
| | | Current Year Increase (Decrease) | (351,720.80) | |
| | | Fund Balance Total | 4,958,417.39 | |
| | | Current Year Increase (Decrease) | <u>(351,720.80)</u> | |
| | | Total Fund Balance/Equity | <u>4,606,696.59</u> | |
| | | Total Liabilities & Fund Balance | | <u><u>6,004,557.93</u></u> |

City of Teague
 Financial Statement
 As of August 31, 2023

| 05 - UTILITY FUND | | Current | Current | Budget | YTD | Annual | % Budget | Budget |
|--------------------------|------------------------|---------------|------------------|--------------------|-------------------|-------------------|---------------|------------------|
| General | | Month Actual | Month Budget | Variance | Actual | Budget | Used | Remaining |
| 05-41-4710 | Sanitation Charges | 51.42 | 33,569.90 | (33,518.48) | 359,244.13 | 403,000.00 | 89.14% | 43,755.87 |
| 05-41-4711 | Sales Tax: Sanitation | 4.25 | 2,665.60 | (2,661.35) | 27,059.11 | 32,000.00 | 84.56% | 4,940.89 |
| 05-41-4990 | Misc Revenue | 0.00 | 0.00 | 0.00 | 171.00 | 0.00 | 0.00% | (171.00) |
| 05-41-4991 | Collection Center Pass | 175.00 | 83.30 | 91.70 | 1,985.00 | 1,000.00 | 198.50% | (985.00) |
| General Totals | | 230.67 | 36,318.80 | (36,088.13) | 388,459.24 | 436,000.00 | 89.10% | 47,540.76 |

City of Teague
 Financial Statement
 As of August 31, 2023

| 05 - UTILITY FUND Sewer | Current Month Actual | Current Month Budget | Budget Variance | YTD Actual | Annual Budget | % Budget Used | Budget Remaining |
|-------------------------------------|-------------------------|-------------------------|--------------------|-------------------|-------------------|------------------|---------------------|
| 05-42-4710 Sanitation Charges Sewer | 0.00 | 0.00 | 0.00 | (228.98) | 0.00 | 0.00% | 228.98 |
| 05-42-4750 Sewer Charges | (9.34) | 52,062.50 | (52,071.84) | 459,879.18 | 625,000.00 | 73.58% | 165,120.82 |
| 05-42-4770 Sewer Taps/Cleanouts | 178.70 | 583.10 | (404.40) | 7,091.20 | 7,000.00 | 101.30% | (91.20) |
| 05-42-4800 Transfer from Reserve | 0.00 | 29,284.92 | (29,284.92) | 0.00 | 345,819.00 | 0.00% | 345,819.00 |
| 05-42-4991 Insurance Claim | 0.00 | 0.00 | 0.00 | 14,526.08 | 0.00 | 0.00% | (14,526.08) |
| Sewer Totals | 169.36 | 81,930.52 | (81,761.16) | 481,267.48 | 977,819.00 | 49.22% | 496,551.52 |

City of Teague
 Financial Statement
 As of August 31, 2023

| 05 - UTILITY FUND | | Current | Current | Budget | YTD | Annual | % Budget | Budget |
|--------------------------|--------------------------------|-----------------|-------------------|---------------------|---------------------|---------------------|---------------|-------------------|
| Water | | Month Actual | Month Budget | Variance | Actual | Budget | Used | Remaining |
| 05-43-4800 | Transfer From Reserve Fund | 0.00 | 7,062.06 | (7,062.06) | 0.00 | 79,172.00 | 0.00% | 79,172.00 |
| 05-43-4810 | Water Charges | 36.26 | 68,306.00 | (68,269.74) | 669,360.95 | 820,000.00 | 81.63% | 150,639.05 |
| 05-43-4815 | Water Production Fee | (0.59) | 266.56 | (267.15) | 2,544.01 | 3,200.00 | 79.50% | 655.99 |
| 05-43-4820 | Water Connections | 381.17 | 916.30 | (535.13) | 20,161.84 | 11,000.00 | 183.29% | (9,161.84) |
| 05-43-4830 | Water Taps | 0.00 | 416.50 | (416.50) | 2,162.50 | 5,000.00 | 43.25% | 2,837.50 |
| 05-43-4840 | Bulk Water Sales | 55.04 | 416.50 | (361.46) | 1,241.12 | 5,000.00 | 24.82% | 3,758.88 |
| 05-43-4850 | Water Penalties | 3,380.65 | 2,832.20 | 548.45 | 33,852.82 | 34,000.00 | 99.57% | 147.18 |
| 05-43-4860 | Collection on Delinquent Accts | (33.50) | 0.00 | (33.50) | (33.50) | 0.00 | 0.00% | 33.50 |
| 05-43-4990 | Misc Revenue | 0.00 | 41.67 | (41.67) | 0.00 | 500.00 | 0.00% | 500.00 |
| Water Totals | | 3,819.03 | 80,257.79 | (76,438.76) | 729,289.74 | 957,872.00 | 76.14% | 228,582.26 |
| Revenue Totals | | 4,219.06 | 198,507.11 | (194,288.05) | 1,599,016.46 | 2,371,691.00 | 67.42% | 772,674.54 |

City of Teague
 Financial Statement
 As of August 31, 2023

| 05 - UTILITY FUND General | Current Month Actual | Current Month Budget | Budget Variance | YTD Actual | Annual Budget | % Budget Used | Budget Remaining |
|---|-------------------------|-------------------------|--------------------|-------------------|-------------------|------------------|---------------------|
| 05-41-5260 State Sales Tax | 2,675.89 | 2,665.60 | 10.29 | 33,737.87 | 32,000.00 | 105.43% | (1,737.87) |
| 05-41-5261 Contract: Garbage | 37,821.60 | 32,736.90 | 5,084.70 | 411,435.54 | 393,000.00 | 104.69% | (18,435.54) |
| 05-41-5262 Extra Roll Off's / Landfield | 2,200.00 | 916.30 | 1,283.70 | 35,088.00 | 11,000.00 | 318.98% | (24,088.00) |
| General Totals | 42,697.49 | 36,318.80 | 6,378.69 | 480,261.41 | 436,000.00 | 110.15% | (44,261.41) |

City of Teague
 Financial Statement
 As of August 31, 2023

| 05 - UTILITY FUND | | Current | | Current | | YTD | | Annual | | Budget | |
|---|----------|-----------|-------------|------------|------------|------------|---------|-----------|--------|--------|-----------|
| Sewer | | Month | Actual | Month | Budget | Budget | Actual | Budget | Budget | Used | Remaining |
| | | | | | | Variance | | | | % | |
| 05-42-5100 Salary | 3,416.22 | 15,951.95 | (12,535.73) | 107,755.72 | 191,500.00 | 83,744.28 | 56.27% | 83,744.28 | | | |
| 05-42-5101 Salary & OT | 600.75 | 1,249.50 | (648.75) | 7,834.40 | 15,000.00 | 7,165.60 | 52.23% | 7,165.60 | | | |
| 05-42-5102 Part-time salary | 0.00 | 0.00 | 0.00 | 7,227.56 | 0.00 | (7,227.56) | 0.00% | | | | |
| 05-42-5103 City Retirement | 512.57 | 2,165.80 | (1,653.23) | 23,599.30 | 26,000.00 | 2,400.70 | 90.77% | 2,400.70 | | | |
| 05-42-5105 FICA | 302.85 | 1,291.19 | (988.34) | 12,550.93 | 15,100.00 | 2,549.07 | 83.12% | 2,549.07 | | | |
| 05-42-5106 Group Insurance | 0.00 | 4,289.95 | (4,289.95) | 12,782.48 | 51,500.00 | 38,717.52 | 24.82% | 38,717.52 | | | |
| 05-42-5107 Workers Comp | 0.00 | 313.20 | (313.20) | 3,760.00 | 3,760.00 | 0.00 | 100.00% | 0.00 | | | |
| 05-42-5109 Clothing Allowance | 0.00 | 124.95 | (124.95) | 1,953.45 | 1,500.00 | (453.45) | 130.23% | (453.45) | | | |
| 05-42-5201 Postage & Freight | 656.67 | 583.10 | 73.57 | 6,983.15 | 7,000.00 | 16.85 | 99.76% | 16.85 | | | |
| 05-42-5202 Ads & Public Notice | 0.00 | 41.65 | (41.65) | 0.00 | 500.00 | 500.00 | 0.00% | 500.00 | | | |
| 05-42-5203 Printing | 0.00 | 83.33 | (83.33) | 0.00 | 1,000.00 | 1,000.00 | 0.00% | 1,000.00 | | | |
| 05-42-5205 Mobile comm | 0.00 | 183.26 | (183.26) | 1,523.88 | 2,200.00 | 676.12 | 69.27% | 676.12 | | | |
| 05-42-5206 Telephone | 0.00 | 174.93 | (174.93) | 2,174.04 | 2,100.00 | (74.04) | 103.53% | (74.04) | | | |
| 05-42-5223 Drug Testing | 0.00 | 12.50 | (12.50) | 73.00 | 150.00 | 77.00 | 48.67% | 77.00 | | | |
| 05-42-5225 Travel & Meals | 0.00 | 166.67 | (166.67) | 0.00 | 2,000.00 | 2,000.00 | 0.00% | 2,000.00 | | | |
| 05-42-5227 Education/Training | 50.00 | 208.33 | (158.33) | 2,547.63 | 2,500.00 | (47.63) | 101.91% | (47.63) | | | |
| 05-42-5229 Member Dues & Fees | 0.00 | 12.50 | (12.50) | 0.00 | 150.00 | 150.00 | 0.00% | 150.00 | | | |
| 05-42-5231 Insurance: General Liability | 0.00 | 50.00 | (50.00) | 600.00 | 600.00 | 0.00 | 100.00% | 0.00 | | | |
| 05-42-5232 Insurance: Property | 0.00 | 466.48 | (466.48) | 5,617.06 | 5,600.00 | (17.06) | 100.30% | (17.06) | | | |
| 05-42-5236 Electric: Sewer Plants | 0.00 | 2,207.45 | (2,207.45) | 26,349.80 | 26,500.00 | 150.20 | 99.43% | 150.20 | | | |
| 05-42-5237 Electric: Lift Stations | 0.00 | 483.14 | (483.14) | 4,526.56 | 5,800.00 | 1,273.44 | 78.04% | 1,273.44 | | | |
| 05-42-5245 Audit | 0.00 | 500.00 | (500.00) | 6,000.00 | 6,000.00 | 0.00 | 100.00% | 0.00 | | | |
| 05-42-5251 Fees: Penalties / Fines | 0.00 | 833.33 | (833.33) | 0.00 | 10,000.00 | 10,000.00 | 0.00% | 10,000.00 | | | |
| 05-42-5253 Fees: Permit | 815.00 | 1,082.90 | (267.90) | 12,129.58 | 13,000.00 | 870.42 | 93.30% | 870.42 | | | |
| 05-42-5257 Fees: Laboratory | 0.00 | 999.60 | (999.60) | 8,546.00 | 12,000.00 | 3,454.00 | 71.22% | 3,454.00 | | | |
| 05-42-5261 2009A USDA Loan Interest | 0.00 | 1,120.21 | (1,120.21) | 10,784.12 | 13,448.00 | 2,663.88 | 80.19% | 2,663.88 | | | |

City of Teague
 Financial Statement
 As of August 31, 2023

| 05 - UTILITY FUND | | | | | | | | | |
|--|----------------------|----------------------|-----------------|------------|---------------|---------------|------------------|--|--|
| Sewer | | | | | | | | | |
| | Current Month Actual | Current Month Budget | Budget Variance | YTD Actual | Annual Budget | % Budget Used | Budget Remaining | | |
| 05-42-5262 2009B USDA Loan Interest | 0.00 | 969.27 | (969.27) | 9,478.25 | 11,636.00 | 81.46% | 2,157.75 | | |
| 05-42-5263 2009A USDA Loan Payment | 0.00 | 1,332.80 | (1,332.80) | 16,000.00 | 16,000.00 | 100.00% | 0.00 | | |
| 05-42-5264 2009B USDA Loan Payment | 0.00 | 1,166.20 | (1,166.20) | 14,000.00 | 14,000.00 | 100.00% | 0.00 | | |
| 05-42-5266 Capital Improvement | 0.00 | 13,177.08 | (13,177.08) | 0.00 | 158,125.00 | 0.00% | 158,125.00 | | |
| 05-42-5275 Fees: Engineering/ Contractor | 1,565.00 | 833.00 | 732.00 | 7,415.00 | 10,000.00 | 74.15% | 2,585.00 | | |
| 05-42-5296 Franchise Fee: Sewer | 0.00 | 7,047.18 | (7,047.18) | 0.00 | 84,600.00 | 0.00% | 84,600.00 | | |
| 05-42-5301 Electric: Office | 0.00 | 274.89 | (274.89) | 1,838.10 | 3,300.00 | 55.70% | 1,461.90 | | |
| 05-42-5340 Gas: Office | 0.00 | 108.29 | (108.29) | 991.07 | 1,300.00 | 76.24% | 308.93 | | |
| 05-42-5360 Water: Office | 0.00 | 74.97 | (74.97) | 941.08 | 900.00 | 104.56% | (41.08) | | |
| 05-42-5361 Bulk Water | 0.00 | 41.65 | (41.65) | 325.04 | 500.00 | 65.01% | 174.96 | | |
| 05-42-5366 PW Building Repairs & | 0.00 | 1,091.67 | (1,091.67) | 2,214.82 | 13,100.00 | 16.91% | 10,885.18 | | |
| 05-42-5401 Supplies: Office | 0.00 | 12.49 | (12.49) | 111.38 | 150.00 | 74.25% | 38.62 | | |
| 05-42-5403 Supplies: Bldg & Maint | 0.00 | 41.65 | (41.65) | 57.99 | 500.00 | 11.60% | 442.01 | | |
| 05-42-5405 Supplies: Safety | 0.00 | 208.25 | (208.25) | 2,657.18 | 2,500.00 | 106.29% | (157.18) | | |
| 05-42-5415 Chemicals | 897.99 | 1,666.00 | (768.01) | 14,007.68 | 20,000.00 | 70.04% | 5,992.32 | | |
| 05-42-5417 Small Tools | 0.00 | 16.66 | (16.66) | 40.21 | 200.00 | 20.11% | 159.79 | | |
| 05-42-5419 Supplies: Misc | 0.00 | 8.33 | (8.33) | 0.00 | 100.00 | 0.00% | 100.00 | | |
| 05-42-5601 Repair & Maint: Vehicle | 69.44 | 208.25 | (138.81) | 1,680.79 | 2,500.00 | 67.23% | 819.21 | | |
| 05-42-5603 Gas/Fuel | 0.00 | 749.70 | (749.70) | 7,306.21 | 9,000.00 | 81.18% | 1,693.79 | | |
| 05-42-5605 Tires/Repair | 0.00 | 41.67 | (41.67) | 133.00 | 500.00 | 26.60% | 367.00 | | |
| 05-42-5607 Insurance: Vehicle | 0.00 | 166.60 | (166.60) | 2,563.50 | 2,000.00 | 128.18% | (563.50) | | |
| 05-42-5701 Repair & Maint: Bldg | 251.12 | 124.95 | 126.17 | 1,642.12 | 1,500.00 | 109.47% | (142.12) | | |
| 05-42-5705 Repair & Maint: Equipment | 169.59 | 250.00 | (80.41) | 20,692.71 | 3,000.00 | 689.76% | (17,692.71) | | |
| 05-42-5707 Computer Repr | 0.00 | 83.30 | (83.30) | 997.97 | 1,000.00 | 99.80% | 2.03 | | |
| 05-42-5711 Repair: Line | 14.93 | 1,249.50 | (1,234.57) | 14,383.09 | 15,000.00 | 95.89% | 616.91 | | |
| 05-42-5713 Repair & Maint: Plant | 0.00 | 2,499.00 | (2,499.00) | 67,006.24 | 30,000.00 | 223.35% | (37,006.24) | | |

City of Teague
 Financial Statement
 As of August 31, 2023

| 05 - UTILITY FUND Sewer | Current Month Actual | Current Month Budget | Budget Variance | YTD Actual | Annual Budget | % Budget Used | Budget Remaining |
|--------------------------------|-------------------------|-------------------------|--------------------|-------------------|---------------------|------------------|---------------------|
| 05-42-5725 Lift Stations | 9,550.94 | 2,915.50 | 6,635.44 | 25,667.66 | 35,000.00 | 73.34% | 9,332.34 |
| 05-42-5727 Sewer Jets | 654.38 | 7,705.25 | (7,050.87) | 16,408.62 | 92,500.00 | 17.74% | 76,091.38 |
| 05-42-5905 Small Equipment | 0.00 | 41.67 | (41.67) | 7,199.28 | 500.00 | 1439.86% | (6,699.28) |
| 05-42-5906 Equipment: Security | 0.00 | 41.65 | (41.65) | 834.18 | 500.00 | 166.84% | (334.18) |
| 05-42-5919 Computer Software | 740.33 | 83.33 | 657.00 | 1,000.00 | 1,000.00 | 100.00% | 0.00 |
| 05-42-5920 Internet | 79.95 | 83.33 | (3.38) | 719.55 | 1,000.00 | 71.96% | 280.45 |
| 05-42-5922 New Sewer Lines | 0.00 | 1,632.68 | (1,632.68) | 0.00 | 19,600.00 | 0.00% | 19,600.00 |
| 05-42-5943 Generators | 459.00 | 208.25 | 250.75 | 459.00 | 2,500.00 | 18.36% | 2,041.00 |
| 05-42-5945 Truck | 0.00 | 7,663.60 | (7,663.60) | 94,377.37 | 92,000.00 | 102.58% | (2,377.37) |
| Sewer Totals | 20,806.73 | 88,414.53 | (67,607.80) | 598,467.75 | 1,060,919.00 | 56.41% | 462,451.25 |

City of Teague
 Financial Statement
 As of August 31, 2023

| 05 - UTILITY FUND | | Current | Current | Budget | YTD | Annual | % Budget | Budget |
|--------------------------|--------------------------------|--------------|--------------|------------|------------|------------|----------|-------------|
| Water | | Month Actual | Month Budget | Variance | Actual | Budget | Used | Remaining |
| 05-43-5100 | Salary | 11,519.22 | 16,368.45 | (4,849.23) | 243,134.08 | 196,500.00 | 123.73% | (46,634.08) |
| 05-43-5101 | Salaries & OT | 2,331.00 | 3,849.50 | (1,518.50) | 34,086.57 | 35,800.00 | 95.21% | 1,713.43 |
| 05-43-5102 | Part-time salary | 0.00 | 0.00 | 0.00 | 7,227.54 | 0.00 | 0.00% | (7,227.54) |
| 05-43-5103 | City Retirement | 1,767.28 | 2,240.77 | (473.49) | 30,890.44 | 26,900.00 | 114.83% | (3,990.44) |
| 05-43-5105 | FICA | 1,023.68 | 1,349.50 | (325.82) | 17,298.40 | 15,800.00 | 109.48% | (1,498.40) |
| 05-43-5106 | Group Insurance | 0.00 | 4,248.30 | (4,248.30) | 33,189.45 | 51,000.00 | 65.08% | 17,810.55 |
| 05-43-5107 | Workers Comp | 0.00 | 313.20 | (313.20) | 3,921.67 | 3,760.00 | 104.30% | (161.67) |
| 05-43-5109 | Clothing Allowance | 0.00 | 66.64 | (66.64) | 1,954.19 | 800.00 | 244.27% | (1,154.19) |
| 05-43-5201 | Postage & Freight | 656.67 | 583.10 | 73.57 | 6,996.20 | 7,000.00 | 99.95% | 3.80 |
| 05-43-5202 | Ads & Public Notice | 0.00 | 83.33 | (83.33) | 0.00 | 1,000.00 | 0.00% | 1,000.00 |
| 05-43-5203 | Printing | 0.00 | 83.33 | (83.33) | 0.00 | 1,000.00 | 0.00% | 1,000.00 |
| 05-43-5205 | Mobile comm | 0.00 | 166.60 | (166.60) | 2,066.25 | 2,000.00 | 103.31% | (66.25) |
| 05-43-5206 | Telephone | 0.00 | 174.93 | (174.93) | 398.27 | 2,100.00 | 18.97% | 1,701.73 |
| 05-43-5223 | Drug Testing | 0.00 | 12.50 | (12.50) | 146.00 | 150.00 | 97.33% | 4.00 |
| 05-43-5225 | Travel & Meals | 50.00 | 166.67 | (116.67) | 50.00 | 2,000.00 | 2.50% | 1,950.00 |
| 05-43-5227 | Education/Training | 0.00 | 166.67 | (166.67) | 2,543.00 | 2,000.00 | 127.15% | (543.00) |
| 05-43-5229 | Member Dues & Fees | 0.00 | 12.50 | (12.50) | 0.00 | 150.00 | 0.00% | 150.00 |
| 05-43-5231 | Ins/General Liability | 0.00 | 50.00 | (50.00) | 600.00 | 600.00 | 100.00% | 0.00 |
| 05-43-5232 | Ins/Property | 0.00 | 899.64 | (899.64) | 10,857.06 | 10,800.00 | 100.53% | (57.06) |
| 05-43-5235 | Electricity, Wtr Pump Stations | 0.00 | 20.82 | (20.82) | 149.89 | 250.00 | 59.96% | 100.11 |
| 05-43-5236 | Electricity, Water Wells | 0.00 | 1,374.45 | (1,374.45) | 14,789.92 | 16,500.00 | 89.64% | 1,710.08 |
| 05-43-5245 | Audit | 0.00 | 500.00 | (500.00) | 0.00 | 6,000.00 | 0.00% | 6,000.00 |
| 05-43-5253 | Permit Fees | 0.00 | 624.75 | (624.75) | 4,882.61 | 7,500.00 | 65.10% | 2,617.39 |
| 05-43-5255 | Inspection Fees | 0.00 | 166.67 | (166.67) | 0.00 | 2,000.00 | 0.00% | 2,000.00 |
| 05-43-5256 | Laboratory Supplies | 0.00 | 124.95 | (124.95) | 47.58 | 1,500.00 | 3.17% | 1,452.42 |
| 05-43-5257 | Laboratory Fees | 0.00 | 291.55 | (291.55) | 1,550.00 | 3,500.00 | 44.29% | 1,950.00 |

City of Teague
 Financial Statement
 As of August 31, 2023

| 05 - UTILITY FUND | | Current | Current | Budget | YTD | Annual | % Budget | Budget |
|--------------------------|--------------------------------|--------------|--------------|-------------|-----------|------------|----------|-------------|
| Water | | Month Actual | Month Budget | Variance | Actual | Budget | Used | Remaining |
| 05-43-5258 | Water Production Fees | 0.00 | 441.49 | (441.49) | 6,999.92 | 5,300.00 | 132.07% | (1,699.92) |
| 05-43-5275 | Engineering Fees | 0.00 | 83.30 | (83.30) | 0.00 | 1,000.00 | 0.00% | 1,000.00 |
| 05-43-5296 | Franchise Fee - Water | 0.00 | 10,895.64 | (10,895.64) | 0.00 | 130,800.00 | 0.00% | 130,800.00 |
| 05-43-5297 | Equipment Rental G/F | 0.00 | 41.67 | (41.67) | 75.00 | 500.00 | 15.00% | 425.00 |
| 05-43-5301 | Office Electricity | 0.00 | 124.95 | (124.95) | 0.00 | 1,500.00 | 0.00% | 1,500.00 |
| 05-43-5401 | Office Supplies | 0.00 | 41.65 | (41.65) | 343.96 | 500.00 | 68.79% | 156.04 |
| 05-43-5403 | Bldg/Maint Supplies | 0.00 | 41.65 | (41.65) | 881.42 | 500.00 | 176.28% | (381.42) |
| 05-43-5405 | Safety Supplies | 0.00 | 20.82 | (20.82) | 1,208.23 | 250.00 | 483.29% | (958.23) |
| 05-43-5411 | Gravel/Asphalt | 0.00 | 83.30 | (83.30) | 1,686.40 | 1,000.00 | 168.64% | (686.40) |
| 05-43-5415 | Chemicals | 994.01 | 1,249.50 | (255.49) | 12,069.94 | 15,000.00 | 80.47% | 2,930.06 |
| 05-43-5417 | Small Tools | 0.00 | 0.00 | 0.00 | 474.69 | 0.00 | 0.00% | (474.69) |
| 05-43-5419 | Misc Supplies | 0.00 | 16.66 | (16.66) | 143.80 | 200.00 | 71.90% | 56.20 |
| 05-43-5601 | Vehicle Repr & Maint | 159.69 | 250.00 | (90.31) | 2,455.62 | 3,000.00 | 81.85% | 544.38 |
| 05-43-5603 | Gas/Fuel | 0.00 | 749.70 | (749.70) | 11,493.45 | 9,000.00 | 127.71% | (2,493.45) |
| 05-43-5605 | Tires/Repair | 0.00 | 41.65 | (41.65) | 1,403.31 | 500.00 | 280.66% | (903.31) |
| 05-43-5607 | Vehicle Ins | 0.00 | 166.60 | (166.60) | 2,563.50 | 2,000.00 | 128.18% | (563.50) |
| 05-43-5701 | Bldg/Facility Repair & Maint | 302.61 | 208.25 | 94.36 | 1,877.24 | 2,500.00 | 75.09% | 622.76 |
| 05-43-5705 | Equip/Repair | 200.00 | 374.85 | (174.85) | 5,433.16 | 4,500.00 | 120.74% | (933.16) |
| 05-43-5707 | Computer Repr | 372.68 | 41.65 | 331.03 | 2,594.67 | 500.00 | 518.93% | (2,094.67) |
| 05-43-5711 | Line Repair/Materials | 3,016.37 | 3,332.00 | (315.63) | 35,917.38 | 40,000.00 | 89.79% | 4,082.62 |
| 05-43-5713 | Plant Repr | 3,839.97 | 2,082.50 | 1,757.47 | 28,845.25 | 25,000.00 | 115.38% | (3,845.25) |
| 05-43-5714 | Generator Maint./Repair | 459.00 | 208.25 | 250.75 | 8,268.12 | 2,500.00 | 330.72% | (5,768.12) |
| 05-43-5720 | Well Maintenance | 61,539.00 | 2,082.50 | 59,456.50 | 74,260.21 | 25,000.00 | 297.04% | (49,260.21) |
| 05-43-5722 | Materials - Meter/Installation | 4,870.93 | 833.00 | 4,037.93 | 13,680.81 | 10,000.00 | 136.81% | (3,680.81) |
| 05-43-5723 | Fire Hydrants | 0.00 | 833.00 | (833.00) | 56,658.27 | 10,000.00 | 566.58% | (46,658.27) |
| 05-43-5724 | Utility Collection Fees | 0.00 | 25.00 | (25.00) | 0.00 | 300.00 | 0.00% | 300.00 |

City of Teague
 Financial Statement
 As of August 31, 2023

| 05 - UTILITY FUND | | Current | Current | Budget | YTD | Annual | % Budget | Budget |
|--------------------------|-----------------------------|--------------|--------------|-------------|--------------|--------------|----------|-------------|
| Water | | Month Actual | Month Budget | Variance | Actual | Budget | Used | Remaining |
| 05-43-5907 | Safety Equipment | 0.00 | 8.33 | (8.33) | 42.62 | 100.00 | 42.62% | 57.38 |
| 05-43-5908 | Vehicle Safety | 0.00 | 41.65 | (41.65) | 0.00 | 500.00 | 0.00% | 500.00 |
| 05-43-5922 | Lines / Contractors | 0.00 | 2,082.50 | (2,082.50) | 32,882.44 | 25,000.00 | 131.53% | (7,882.44) |
| 05-43-5931 | Meter Boxes | 0.00 | 41.65 | (41.65) | 0.00 | 500.00 | 0.00% | 500.00 |
| 05-43-5940 | Scada System & Installation | 0.00 | 250.00 | (250.00) | 3,526.19 | 3,000.00 | 117.54% | (526.19) |
| 05-43-5942 | Mobile Equipment | 0.00 | 1,166.20 | (1,166.20) | 7,960.25 | 14,000.00 | 56.86% | 6,039.75 |
| 05-43-5945 | Truck | 0.00 | 7,708.91 | (7,708.91) | 105,578.83 | 92,544.00 | 114.09% | (13,034.83) |
| 05-43-5946 | Meter Update 2019 Loan | 0.00 | 4,264.00 | (4,264.00) | 51,167.77 | 51,168.00 | 100.00% | 0.23 |
| Water Totals | | 93,102.11 | 73,771.64 | 19,330.47 | 887,271.57 | 874,772.00 | 101.43% | (12,499.57) |
| Expense Totals | | 156,606.33 | 198,504.97 | (41,898.64) | 1,966,000.73 | 2,371,691.00 | 82.89% | 405,690.27 |

City of Teague
Balance Sheet
As of August 31, 2023

8/31/2023 12:59 PM

| Account Type | Account Number | Description | Balance | Total |
|-----------------------------------|----------------|---------------------------|---------------|---------------|
| 07 - COURT'S SPECIAL FUNDS | | | | |
| Assets | | | | |
| | 07-1000 | Consolidated Cash Equity | 633.09 | |
| | 07-1999 | Old Cash in Combined Fund | 243.44 | |
| | Total Assets | | <u>876.53</u> | |
| | | | | <u>876.53</u> |

City of Teague
 Balance Sheet
 As of August 31, 2023

8/11/2023 12:59 PM

| Account Type | Account Number | Description | Balance | Total |
|-----------------------------------|----------------------------------|----------------------------------|---------------|----------------------|
| 07 - COURT'S SPECIAL FUNDS | | | | |
| Fund Balance | | | | |
| | 07-2900 | Unreserved Fund Balance | (2,339.20) | |
| | 07-2910 | Assigned Fund Balance | 2,096.08 | |
| | 07-2920 | Deferred Revenue | 591.00 | |
| | Total Fund Balance | | <u>347.88</u> | |
| | | Total Revenue | 1,184.26 | |
| | | Total Expenses | <u>586.23</u> | |
| | | Current Year Increase (Decrease) | 528.65 | |
| | | Fund Balance Total | 347.88 | |
| | | Current Year Increase (Decrease) | <u>528.65</u> | |
| | | Total Fund Balance/Equity | <u>876.53</u> | |
| | Total Liabilities & Fund Balance | | | <u><u>876.53</u></u> |

City of Teague
 Financial Statement
 As of August 31, 2023

| 07 - COURT'S SPECIAL FUNDS | | Current | Current | Budget | YTD | Annual | % Budget | Budget |
|------------------------------------|---------------------------|--------------|---------------|-----------------|-----------------|-----------------|---------------|---------------|
| Court Tech/Bldg Fund | | Month Actual | Month Budget | Variance | Actual | Budget | Used | Remaining |
| 07-35-4416 | Municipal Technology Fund | 18.75 | 83.30 | (64.55) | 400.31 | 1,000.00 | 40.03% | 599.69 |
| 07-35-4418 | Municipal Court Building | 21.69 | 83.30 | (61.61) | 753.48 | 1,000.00 | 75.35% | 246.52 |
| 07-35-4420 | Time Payment | 0.00 | 8.33 | (8.33) | 0.00 | 100.00 | 0.00% | 100.00 |
| Court Tech/Bldg Fund Totals | | 40.44 | 174.93 | (134.49) | 1,153.79 | 2,100.00 | 54.94% | 946.21 |

City of Teague
 Financial Statement
 As of August 31, 2023

| 07 - COURT'S SPECIAL FUNDS | | | | | | | | | |
|------------------------------------|-------------------------|-------------------------|--------------------|-----------------|------------------|------------------|---------------------|--|--|
| Court Tech/Bldg Fund | | | | | | | | | |
| | Current Month Actual | Current Month Budget | Budget Variance | YTD Actual | Annual Budget | % Budget Used | Budget Remaining | | |
| 07-46-4421 LTP&D | 0.00 | 4.17 | (4.17) | 16.00 | 50.00 | 32.00% | 34.00 | | |
| 07-46-4422 Municipal Jury Fund | 0.32 | 4.17 | (3.85) | 14.47 | 50.00 | 28.94% | 35.53 | | |
| Court Tech/Bldg Fund Totals | 0.32 | 8.34 | (8.02) | 30.47 | 100.00 | 30.47% | 69.53 | | |
| Revenue Totals | 40.76 | 183.27 | (142.51) | 1,184.26 | 2,200.00 | 53.83% | 1,015.74 | | |

City of Teague
 Financial Statement
 As of August 31, 2023

| 07 - COURT'S SPECIAL FUNDS Court Tech/Bldg Fund | Current Month Actual | Current Month Budget | Budget Variance | YTD Actual | Annual Budget | % Budget Used | Budget Remaining |
|--|-------------------------|-------------------------|--------------------|---------------|------------------|------------------|---------------------|
| 07-46-5706 Jury Expense | 0.00 | 4.17 | (4.17) | 0.00 | 50.00 | 0.00% | 50.00 |
| 07-46-5707 Court Tech Enhancements | 99.99 | 174.93 | (74.94) | 586.23 | 2,100.00 | 27.92% | 1,513.77 |
| 07-46-5709 Court TPF Expenses | 0.00 | 4.17 | (4.17) | 0.00 | 50.00 | 0.00% | 50.00 |
| Court Tech/Bldg Fund Totals | 99.99 | 183.27 | (83.28) | 586.23 | 2,200.00 | 26.65% | 1,613.77 |
| Expense Totals | 99.99 | 183.27 | (83.28) | 586.23 | 2,200.00 | 26.65% | 1,613.77 |

City of Teague
Balance Sheet
As of August 31, 2023

8/11/2023 12:59 PM

| Account Type | Account Number | Description | Balance | Total |
|------------------------------------|----------------|-----------------------------|---------------|----------------------|
| 08 - Police Forfeiture Fund | | | | |
| Assets | | | | |
| | 08-1012 | Cash Police Forfeiture Fund | <u>100.57</u> | |
| | Total Assets | | <u>100.57</u> | |
| | | | | <u><u>100.57</u></u> |

City of Teague
 Balance Sheet
 As of August 31, 2023

8/31/2023 12:59 PM

| Account Type | Account Number | Description | Balance | Total |
|------------------------------------|----------------|----------------------------------|-----------------|----------------------|
| 08 - Police Forfeiture Fund | | | | |
| Fund Balance | | | | |
| | 08-2900 | Unreserved Fund Balance | 673.67 | |
| | | Total Fund Balance | <u>673.67</u> | |
| | | Total Revenue | 0.00 | |
| | | Total Expenses | <u>0.00</u> | |
| | | Current Year Increase (Decrease) | (573.10) | |
| | | Fund Balance Total | 673.67 | |
| | | Current Year Increase (Decrease) | <u>(573.10)</u> | |
| | | Total Fund Balance/Equity | <u>100.57</u> | |
| | | Total Liabilities & Fund Balance | | <u><u>100.57</u></u> |

City of Teague
 Financial Statement
 As of August 31, 2023

| 08 - Police Forfeiture Fund Police Forfeiture Fund | Current Month Actual | Current Month Budget | Budget Variance | YTD Actual | Annual Budget | % Budget Used | Budget Remaining |
|---|-------------------------|-------------------------|--------------------|---------------|------------------|------------------|---------------------|
| 08-35-4000 Police Revenue | 0.00 | 41.67 | (41.67) | 0.00 | 500.00 | 0.00% | 500.00 |
| Police Forfeiture Fund Totals | 0.00 | 41.67 | (41.67) | 0.00 | 500.00 | 0.00% | 500.00 |

City of Teague
Financial Statement
As of August 31, 2023

| | | | | | | | |
|----------------|------|-------|---------|------|--------|-------|--------|
| Revenue Totals | 0.00 | 41.67 | (41.67) | 0.00 | 500.00 | 0.00% | 500.00 |
|----------------|------|-------|---------|------|--------|-------|--------|

City of Teague
 Financial Statement
 As of August 31, 2023

| 08 - Police Forfeiture Fund Police Forfeiture Fund | Current Month Actual | Current Month Budget | Budget Variance | YTD Actual | Annual Budget | % Budget Used | Budget Remaining |
|---|-------------------------|-------------------------|--------------------|---------------|------------------|------------------|---------------------|
| 08-49-5000 Police Expense | 0.00 | 41.67 | (41.67) | 0.00 | 500.00 | 0.00% | 500.00 |
| Police Forfeiture Fund Totals | 0.00 | 41.67 | (41.67) | 0.00 | 500.00 | 0.00% | 500.00 |
| Expense Totals | 0.00 | 41.67 | (41.67) | 0.00 | 500.00 | 0.00% | 500.00 |

City of Teague
Balance Sheet
As of August 31, 2023

8/31/2023 12:59 PM

| Account Type | Account Number | Description | Balance | Total |
|-------------------------|----------------|--------------------------|-----------------|-----------------|
| 15 - Hotel-Motel | | | | |
| Assets | | | | |
| | 15-1000 | Consolidated Cash Equity | 2,007.89 | |
| | 15-1999 | Old Accounts | 26.44 | |
| | Total Assets | | <u>2,034.33</u> | |
| | | | | <u>2,034.33</u> |

City of Teague
 Balance Sheet
 As of August 31, 2023

8/14/2023 12:59 PM

| Account Type | Account Number | Description | Balance | Total |
|-------------------------|----------------|----------------------------------|-----------------|------------------------|
| 15 - Hotel-Motel | | | | |
| Fund Balance | | | | |
| | 15-2900 | Unreserved Fund Balance | 1,219.27 | |
| | | Total Fund Balance | <u>1,219.27</u> | |
| | | Total Revenue | 815.06 | |
| | | Total Expenses | <u>0.00</u> | |
| | | Current Year Increase (Decrease) | 815.06 | |
| | | Fund Balance Total | 1,219.27 | |
| | | Current Year Increase (Decrease) | <u>815.06</u> | |
| | | Total Fund Balance/Equity | <u>2,034.33</u> | |
| | | Total Liabilities & Fund Balance | | <u><u>2,034.33</u></u> |

City of Teague
 Financial Statement
 As of August 31, 2023

| 15 - Hotel-Motel Taxes | Current Month Actual | Current Month Budget | Budget Variance | YTD Actual | Annual Budget | % Budget Used | Budget Remaining |
|-------------------------------|----------------------|----------------------|-----------------|------------|---------------|---------------|------------------|
| 15-31-4222 Tax: Hotel / Motel | 0.00 | 49.98 | (49.98) | 815.06 | 600.00 | 135.84% | (215.06) |
| Taxes Totals | 0.00 | 49.98 | (49.98) | 815.06 | 600.00 | 135.84% | (215.06) |

City of Teague
Financial Statement
As of August 31, 2023

8/11/2023 12:50 PM

| | | | | | | | |
|----------------|------|-------|---------|--------|--------|---------|----------|
| Revenue Totals | 0.00 | 49.98 | (49.98) | 815.06 | 600.00 | 135.84% | (215.06) |
|----------------|------|-------|---------|--------|--------|---------|----------|

City of Teague
 Financial Statement
 As of August 31, 2023

| 15 - Hotel-Motel Administration | Current Month Actual | Current Month Budget | Budget Variance | YTD Actual | Annual Budget | % Budget Used | Budget Remaining |
|---------------------------------|----------------------|----------------------|-----------------|------------|---------------|---------------|------------------|
| 15-41-5800 Grant-Expenditures | 0.00 | 83.30 | (83.30) | 0.00 | 1,000.00 | 0.00% | 1,000.00 |
| Administration Totals | 0.00 | 83.30 | (83.30) | 0.00 | 1,000.00 | 0.00% | 1,000.00 |
| Expense Totals | 0.00 | 83.30 | (83.30) | 0.00 | 1,000.00 | 0.00% | 1,000.00 |

City of Teague
 Balance Sheet
 As of August 31, 2023

8/13/2023 17:59 PM

| Account Type | Account Number | Description | Balance | Total |
|--|----------------|--------------------------|------------|------------|
| 22 - American Rescue Plan (ARP) | | | | |
| Assets | | | | |
| | 22-1000 | Consolidated Cash Equity | 474,885.17 | |
| | Total Assets | | 474,885.17 | |
| | | | | 474,885.17 |

City of Teague
 Balance Sheet
 As of August 31, 2023

| Account Type | Account Number | Description | Balance | Total |
|--|----------------|----------------------------------|---------------------|-------------------|
| 22 - American Rescue Plan (ARP) | | | | |
| Fund Balance | | | | |
| | 22-2900 | Unreserved Fund Balance-CIP | 846,811.76 | |
| | | Total Fund Balance | <u>846,811.76</u> | |
| | | Total Revenue | 0.00 | |
| | | Total Expenses | <u>371,926.59</u> | |
| | | Current Year Increase (Decrease) | (371,926.59) | |
| | | Fund Balance Total | 846,811.76 | |
| | | Current Year Increase (Decrease) | <u>(371,926.59)</u> | |
| | | Total Fund Balance/Equity | <u>474,885.17</u> | |
| | | Total Liabilities & Fund Balance | | <u>474,885.17</u> |

City of Teague
 Financial Statement
 As of August 31, 2023

| 22 - American Rescue Plan (ARP) Rescue Plan Fund | | Current Month Actual | Current Month Budget | Budget Variance | YTD Actual | Annual Budget | % Budget Used | Budget Remaining |
|---|--|-------------------------|-------------------------|--------------------|---------------|------------------|------------------|---------------------|
| 22-55-4862 ARP Revenue | | 0.00 | 36,214.17 | (36,214.17) | 0.00 | 434,570.00 | 0.00% | 434,570.00 |
| Rescue Plan Fund Totals | | 0.00 | 36,214.17 | (36,214.17) | 0.00 | 434,570.00 | 0.00% | 434,570.00 |
| Revenue Totals | | 0.00 | 36,214.17 | (36,214.17) | 0.00 | 434,570.00 | 0.00% | 434,570.00 |

City of Teague
 Financial Statement
 As of August 31, 2023

| 22 - American Rescue Plan (ARP) Rescue Plan Fund | Current Month Actual | Current Month Budget | Budget Variance | YTD Actual | Annual Budget | % Budget Used | Budget Remaining |
|---|-------------------------|-------------------------|--------------------|---------------|------------------|------------------|---------------------|
| 22-55-5266 Capital Improvement | 0.00 | 72,571.67 | (72,571.67) | 361,138.59 | 870,860.00 | 41.47% | 509,721.41 |
| 22-55-5811 ARP Administrative Fees | 0.00 | 8.33 | (8.33) | 10,788.00 | 100.00 | 10788.00% | (10,688.00) |
| Rescue Plan Fund Totals | 0.00 | 72,580.00 | (72,580.00) | 371,926.59 | 870,960.00 | 42.70% | 499,033.41 |
| Expense Totals | 0.00 | 72,580.00 | (72,580.00) | 371,926.59 | 870,960.00 | 42.70% | 499,033.41 |

Tex. Local Gov't Code Section 22.073

Powers and Duties of Secretary

- (a) The secretary of the municipality shall attend each meeting of the governing body of the municipality and shall keep, in a record provided for that purpose, accurate minutes of the governing body's proceedings.
- (b) The secretary shall:
 - (1) engross and enroll all laws, resolutions, and ordinances of the governing body;
 - (2) keep the corporate seal;
 - (3) take charge of, arrange, and maintain the records of the governing body;
 - (4) countersign all commissions issued to municipal officers and all licenses issued by the mayor, and keep a record of those commissions and licenses; **and**
 - (5) prepare all notices required under any regulation or ordinance of the municipality.
- (c) Repealed by Acts 2011, 82nd Leg., R.S., Ch. 1324, Sec. 5(2), eff. June 17, 2011.
- (d) The secretary shall draw all the warrants on the treasurer, countersign the warrants, and keep, in a record provided for that purpose, an accurate account of the warrants.
- (e) The secretary serves as the general accountant of the municipality and shall keep regular accounts of the municipal receipts and disbursements. The secretary shall keep each cause of receipt and disbursement separately and under proper headings. The secretary shall also keep separate accounts with each person, including each officer, who has monetary transactions with the municipality. The secretary shall credit accounts allowed by proper authority and shall specify the particular transaction to which each entry applies. The secretary shall keep records of the accounts and other information covered by this subsection.
- (f) The secretary shall keep a register of bonds and bills issued by the municipality and all evidence of debt due and payable to the municipality, noting the relevant particulars and facts as they occur.
- (g) The secretary shall carefully keep all contracts made by the governing body.
- (h) The secretary shall perform all other duties required by law, ordinance, resolution, or order of the governing body.

Acts 1987, 70th Leg., ch. 149, Sec. 1, eff. Sept. 1, 1987. Amended by Acts 1989, 71st Leg., ch. 1248, Sec. 47, eff. Sept. 1, 1989.

Amended by:

Acts 2011, 82nd Leg., R.S., Ch. 1184 (H.B. 3475), Sec. 3(2), eff. September 1, 2011.

Acts 2011, 82nd Leg., R.S., Ch. 1324 (S.B. 480), Sec. 5(2), eff. June 17, 2011.



ADMINISTRATION REPORT TO THE BOARD OF ALDERMEN

August 1, 2023

Update/Information from the Administration Desk:

- The July Sales Tax Deposit was \$65,573.78 which was a %58.86 increase from the same time the prior year.
- City Secretary has sent the certified and regular mail letters from the Mayor to the Substandard building issues on 500, 502, and 504 Main St. There has been one signed certified receipt received back to our office.

Upcoming Important Dates:

- Teague EDC's Regular Called Meeting – September 5, 2023
- Next Council Meeting is Monday, September 11, 2023
- Please follow the City's Facebook page and website for information on future events
- City Hall will be closed on September 4th, 2023, in observance of Labor Day

Report

Council Report
6/16/2023 - 7/15/2023

Billing Period

Utility Bills Disbursed

| | Count | Amount |
|--|--------------|---------------------|
| Active | 1491 | \$164,251.59 |
| Pending Disconnect | 1 | \$30.00 |
| First Bill | 17 | \$604.10 |
| Backdated Move In Date | 24 | \$1,152.39 |
| Exclude From Bill Print | 11 | \$1,696.79 |
| First Bill, Exclude From Bill Print | 1 | \$82.75 |
| Pending Cutoff Nonpayment | 4 | \$321.26 |
| Backdated Move In Date, Pending Cutoff Nonpayment | 1 | \$133.29 |
| Landlord | 1 | \$135.31 |
| Pending Cutoff Service Order | 17 | \$1,414.13 |
| Pending Cutoff Service Order, Pending Pickup Service Order | 4 | \$410.37 |
| Bill To Service Address | 9 | \$977.84 |
| Total | 1581 | \$171,209.82 |

Payments Received

| | Count | Amount |
|--------------|--------------|---------------------|
| CreditCard | 569 | \$55,937.78 |
| Cash | 209 | \$21,018.51 |
| Check | 465 | \$56,505.39 |
| MoneyOrder | 24 | \$2,133.98 |
| Change | 154 | (\$1,767.20) |
| AchFile | 246 | \$26,271.62 |
| Total | 1667 | \$160,100.08 |

Service Orders Completed

| | Count |
|-----------------------|--------------|
| General | 64 |
| Reread | 94 |
| Disconnect - Move Out | 16 |
| Connect | 13 |
| Delivery | 5 |
| Change Occupant | 5 |
| Meter Set | 1 |
| Meter Exchange | 1 |

Total 199

Service Categories

| Service Categories | Count | Amount |
|----------------------|-------|--------------|
| Water | 1571 | \$78,709.79 |
| Sewer | 1348 | \$52,313.48 |
| Garbage | 1629 | \$35,685.25 |
| Donations | 1473 | \$1,473.00 |
| Water Production Fee | 1567 | \$349.05 |
| Total | 0 | \$168,530.57 |

Past Due Summary

Past Due Date: 8/11/2023

| Accounts to Penalize | Excluded Accounts | Subject to Penalty | Total Penalized |
|----------------------|-------------------|--------------------|-----------------|
| 340 | 1285 | \$34,162.71 | \$3,418.44 |

Deposit Report Summary

| Deposit Amount | Paid Amount | Applied/Refunded Amount | Transferred Amount |
|----------------|-------------|-------------------------|--------------------|
| \$1,600.00 | \$1,600.00 | \$0.00 | \$0.00 |

**City of Teague
Municipal Court Council Report
From 7/1/2023 to 7/31/2023**

8/11/2023 11:19 AM

Violations by Type

| Traffic | Penal | City Ordinance | Parking | Other | Total |
|---------|-------|----------------|---------|-------|-------|
| 13 | 1 | 0 | 0 | 1 | 15 |

Financial

| State Fees | Court Costs | Fines | Tech Fund | Building Security | Total |
|------------|-------------|----------|-----------|-------------------|------------|
| \$1,026.28 | \$451.42 | \$841.78 | \$46.42 | \$55.98 | \$2,421.88 |

Warrants

| Issued | Served | Closed | Total |
|--------|--------|--------|-------|
| 0 | 0 | 0 | 0 |

FTAs/NPTAs

| FTAs | VPTAs | Total |
|------|-------|-------|
| 0 | 0 | 0 |

Dispositions

| Paid | Non-Cash Credit | Dismissed | Driver Safety | Deferred | Total |
|------|-----------------|-----------|---------------|----------|-------|
| 11 | 0 | 1 | 0 | 0 | 12 |

Trials & Hearings

| Jury | Bench | Appeal | Total |
|------|-------|--------|-------|
| 0 | 0 | 0 | 0 |

Omni/Scofflaw/Collection

| Omni | Scofflaw | Collections | Total |
|------|----------|-------------|-------|
| 0 | 0 | 0 | 0 |

**REPORT TO THE
BOARD OF ALDERMEN**
City of Teague, Texas

DATE: 08/09/2023

FROM: Jacob Cowling, Public Works Director

SUBJECT: Monthly Council Report

TO: Mayor, City Council Members

Water: The wells pumped a combined total of 14,033,000 gallons of water in July with a daily average of 452,677 gallons. Multiple leaks have been repaired since our last meeting. Lead and copper samples have been collected and sent off to the lab as required every three years. We are keeping a close eye on drought conditions for our water system.

Wastewater: The North 1st lift station ARPA project has started but now we are waiting for all the controls to come in. The jet machine had to have two bearings replaced on the hose reel and a fitting that supplied the water to the reel had to be replaced.

Streets: The street operators have been out with the emulsion trailer as well as cold mix around town doing their best to keep all the potholes filled.

Facilities/Parks: We have finally received the ESID numbers from Oncor for the meter poles for the storm siren poles. We have started setting the meter poles and I will be getting with TXU to get the meters installed. Once that is completed the contractor will come out and install the siren poles and sirens/siren system.

Personnel- I am asking that you take into consideration the hiring of Dominic Gonzales at a rate of \$16.00hr for the street department to fill a vacant position.

Police Department

July 2023

CRIMINAL ACTIVITY

***Disclaimer:** For the purposes of this report, effective January 2021, crime reporting changed to be in compliance with the FBI'S National Incident Based Reporting System. Prior to this change, crimes were being reported as Group I and Group II offenses. Offenses are now broken down as Group A and Group B crimes.

| Group A Offenses | Current Month | | YTD | |
|--|---------------|-----------|-----------|-----------|
| | Actual | Cleared | Actual | Cleared |
| Animal Cruelty | | | | |
| Arson | | | | |
| Assault (Agg, Simple, Intimidation) | 3 | 4 | 19 | 19 |
| Bribery | | | | |
| Burglary/Breaking & Entering | 3 | | 13 | 1 |
| Counterfeiting/Forgery | | | 1 | 1 |
| Destruction/Damage/Vandalism of Property | 1 | | 7 | 1 |
| Drug/ Narcotics (Drug and Equipment) | 7 | 7 | 11 | 12 |
| Embezzlement | | | | |
| Extortion/Blackmail | | | | |
| Fraud | 1 | | 7 | 5 |
| Gambling | | | | |
| Homicide | | | | |
| Human Trafficking | | | | |
| Kidnapping/Abduction | | | | |
| Larceny/Theft | 2 | 1 | 11 | 6 |
| Motor Vehicle Theft | 1 | | 5 | 5 |
| Pornography/Obscene Material | | | | |
| Prostitution | | | | |
| Robbery | | | | |
| Sex Offenses (Forcible) | 1 | 1 | 1 | 1 |
| Sex Offenses (Non-Forcible) | | | | |
| Stolen Property | | | 1 | 1 |
| Weapons Law Violation | | | 1 | 1 |
| TOTAL: | 19 | 13 | 77 | 53 |

Clearance Rate: **68.42%** **68.83%**

| Group B Offenses | Current Month | | YTD | |
|------------------------------|---------------|----------|-----------|-----------|
| | Actual | Cleared | Actual | Cleared |
| Bad Checks | | | | |
| Curfew/Loitering | | | | |
| Disorderly Conduct | | | | |
| Driving under the Influence | | | 2 | 2 |
| Drunkenness | 1 | 1 | 1 | 1 |
| Family Offenses, Non-Violent | | | | |
| Liquor Law Violations | | | 1 | 1 |
| Trespassing of Real Property | | | 4 | 4 |
| All Other Offenses | 2 | 2 | 12 | 12 |
| TOTAL: | 3 | 3 | 20 | 20 |

Clearance Rate: **100.00%** **100.00%**

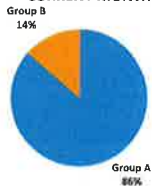
| TOTAL CRIMINAL ACTIVITY | Current Month | | YTD | |
|-------------------------|---------------|----|-----|----|
| | 22 | 16 | 97 | 73 |

Clearance Rate: **72.73%** **75.26%**

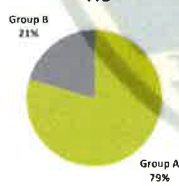
| Total Offenses Trends by Month (Group A and B) | 2021 | 2022 | 2023 |
|--|------------|------------|-----------|
| JANUARY | 23 | 20 | 12 |
| FEBRUARY | 18 | 19 | 9 |
| MARCH | 21 | 15 | 16 |
| APRIL | 10 | 29 | 10 |
| MAY | 24 | 23 | 10 |
| JUNE | 22 | 17 | 17 |
| JULY | 18 | 18 | 22 |
| AUGUST | 17 | 15 | |
| SEPTEMBER | 14 | 13 | |
| OCTOBER | 16 | 14 | |
| NOVEMBER | 25 | 11 | |
| DECEMBER | 29 | 13 | |
| TOTAL: | 237 | 207 | 97 |

| Total Crimes Per Year | 2021 | 2022 | 2023 |
|-------------------------|------|------|------|
| Total Yearly Crimes | 237 | 207 | 97 |
| Total Yearly Clearances | 149 | 152 | 73 |
| | 63% | 73% | 75% |

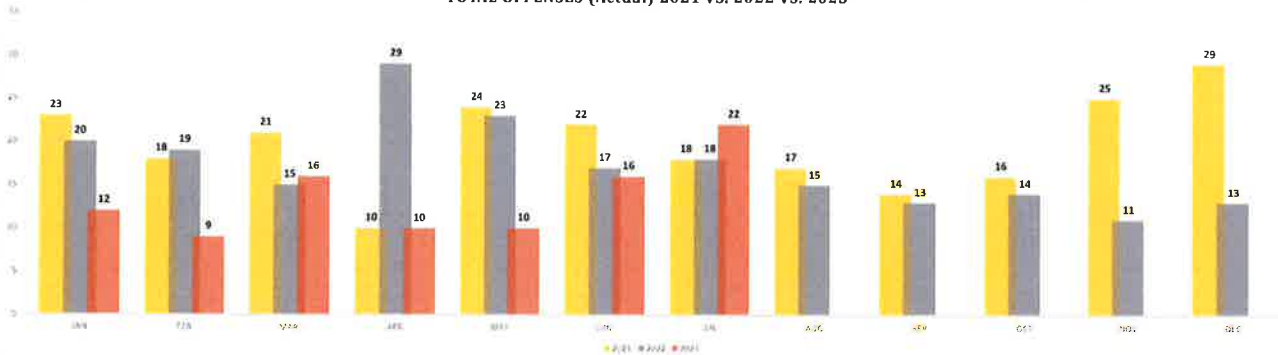
CRIMINAL ACTIVITY
CURRENT MONTH



CRIMINAL ACTIVITY
YTD



TOTAL OFFENSES (Actual) 2021 VS. 2022 VS. 2023

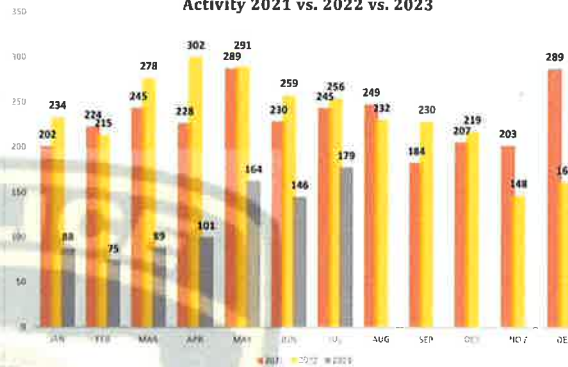


CALLS FOR SERVICE AND RELATED ITEMS

| Call for Service Activity | Current | YTD |
|---|------------|------------|
| 911 Hang Up | | 5 |
| Alarms | 11 | 38 |
| Animal Complaint | 7 | 42 |
| Assaultive | 9 | 32 |
| Assist Citizen | 15 | 67 |
| Assist Motorist | 1 | 4 |
| Assist Officer (Agency Response) | | |
| Assist Other Agency | 13 | 78 |
| Burglary - Residence or Building | 3 | 17 |
| Burglary - Vehicle | | 1 |
| Civil Matters (Child Custody or Disputes) | 8 | 37 |
| Code Enforcement Cases | 11 | 56 |
| Disturbances | 4 | 40 |
| Follow Up Investigations | 9 | 30 |
| Mental Health | 2 | 20 |
| Narcotic Related Offenses | | 1 |
| Others Not Listed | 63 | 263 |
| Sexual Offenses | | |
| Suspicious Circumstances | 13 | 46 |
| Suspicious Persons/Activity | 2 | 54 |
| Suspicious Vehicles | 3 | 28 |
| Theft | 5 | 26 |
| TOTAL: | 179 | 835 |

| Total Calls for Service Per Year | 2021 | 2022 | 2023 |
|----------------------------------|--------------|--------------|------------|
| JAN | 202 | 234 | 88 |
| FEB | 224 | 215 | 75 |
| MAR | 245 | 278 | 89 |
| APR | 228 | 302 | 101 |
| MAY | 288 | 291 | 164 |
| JUN | 230 | 259 | 146 |
| JUL | 245 | 256 | 179 |
| AUG | 249 | 232 | |
| SEP | 184 | 230 | |
| OCT | 207 | 219 | |
| NOV | 203 | 148 | |
| DEC | 289 | 163 | |
| TOTAL: | 2,795 | 2,827 | 842 |

Calls for Service Activity 2021 vs. 2022 vs. 2023



2023 Calls for Service Activity

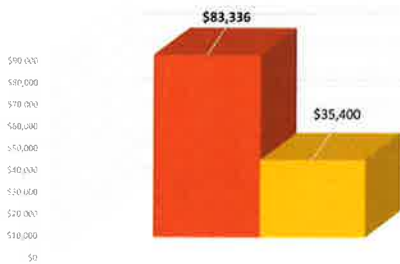


| Arrest Activity | Current | YTD |
|-----------------|-----------|-----------|
| Felony | 4 | 33 |
| Misdemeanor | 11 | 32 |
| TOTAL: | 15 | 45 |

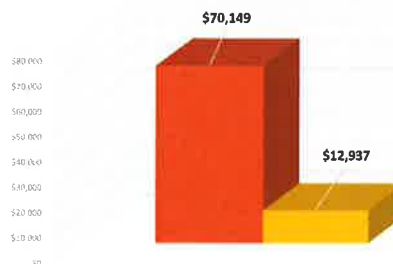
| Accidents Investigated | Current | YTD |
|------------------------|----------|-----------|
| Injury | | 6 |
| Non-injury | 4 | 16 |
| Fatality | | 0 |
| TOTAL: | 4 | 22 |

| Juvenile Activity | Current | YTD |
|--|---------|-----|
| Runaways (Under 17) | | 0 |
| Runaways (17 but occurred when they were 16) | | 1 |
| Curfew Violations | | 6 |

Current YTD Stolen/Recovered Property

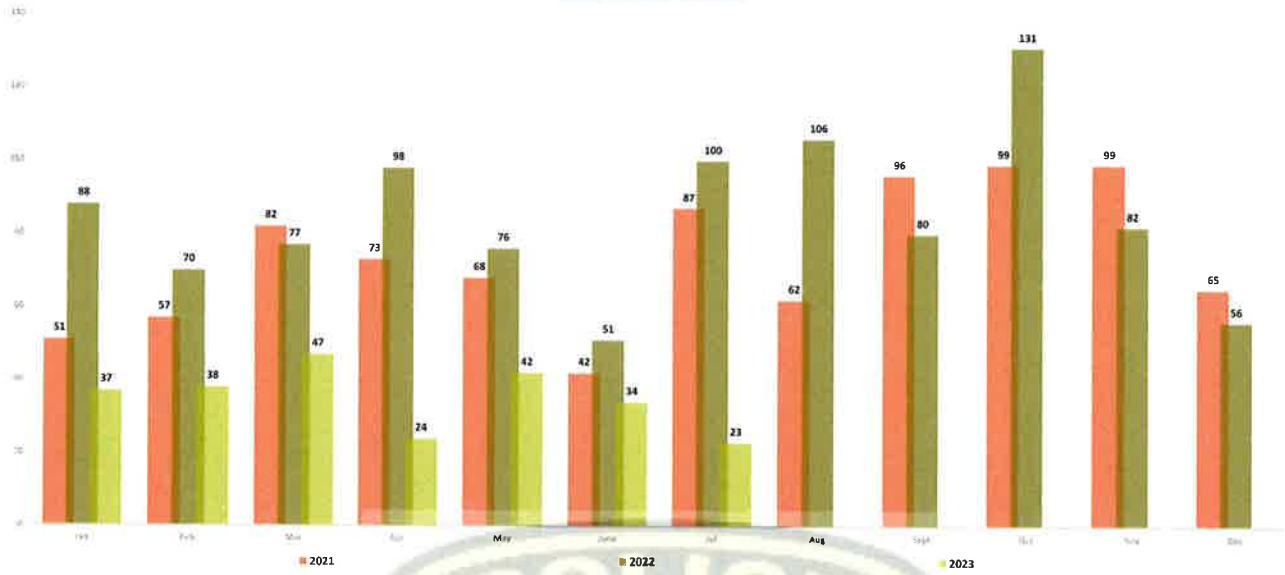


Previous YTD Stolen/Recovered Property

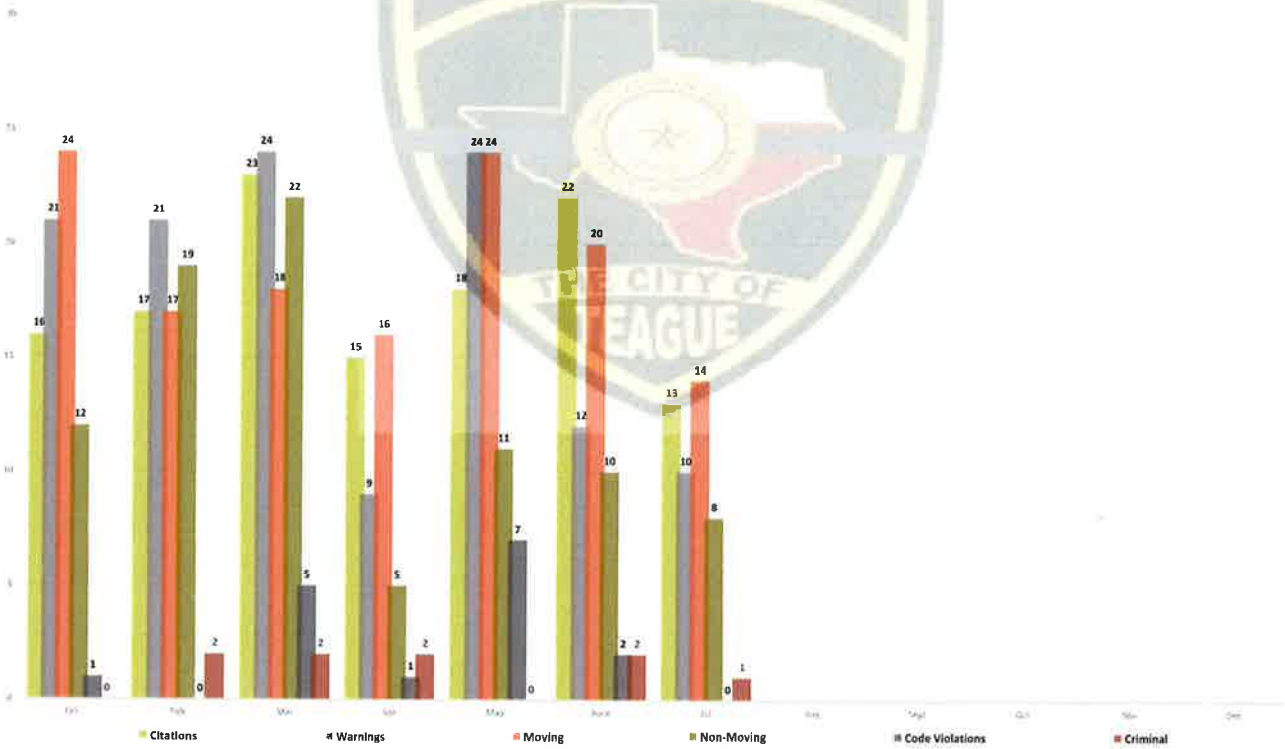


TRAFFIC ENFORCEMENT REPORT

Total Citations & Warnings Issued (Department) -
2021 vs. 2022 vs. 2023



Total Citations & Warnings Breakdown 2023





Teague Public Library

July 2023 Report

| | | |
|--------------------------------|-------------|-----------------------|
| Total Patrons | 1192 | Average 54/day |
| Total Computer Patrons | 134 | Average 6/day |
| Total Computer Hours | 143 | Average 7/day |
| Total Books Checked Out | 709 | Average 32/day |

The Summer Reading Program was *OUTSTANDING!!* YEA!! The last three programs were: Mad Hatter Bubble Show—Fantastic; Miss Maria Cool School-- the kids love her; and Movie (Super Mario Brothers) & pizza party (we had to send out for additional pizza)!!

Eight books were loaned through the Interlibrary Loan Program. Patrons donated 68 books; staff added 75 new/used books; 28 eBooks and four PLAN books were checked out. We forwarded the PLAN books and are expecting our next shipment. There were 39 volunteer hours. Fourteen new cards were issued in July.

The DAR held their July meeting here; they are always welcome! We sponsored our first "Rock Painting" party on Saturday, the 15th. It was well attended, young and old, males and females; we provided drinks and snacks. Friday evening, July 28, we held Bingo; what fun!!

Melissa's daughter Avery's Little League softball 8U girls' team went to State and so did her son Parker's 12 U team!! Exciting!!

The Library would like to thank the Mayor and the City Council for their continued support.

Submitted by: Melissa Satterwhite, Library Director, and B. Johnson

Monthly Report to Teague Board of Aldermen

Economic Development Corporation of Teague, Inc.

August 14, 2023

The Economic Development Corporation of Teague had its monthly meeting on July 6, 2023. Five of six Board members were present.

The Board approved the minutes from the June 6, 2023 regular called meeting.

The Board approved payment of current bills.

The Board accepted the letter of resignation from Vice-President Ryan Mathison.

The Board elected Mike Reid to the position of Vice-President.

The Board approved the removal of Ryan Mathison from signature authority and added Mike Reid to signature authority at Prosperity Bank, Citizens State Bank, and the Freestone Credit Union.

The Board approved the payment of \$5,094.50 to the Kathy Finley project.

The President reported that the lift station at the Teague Business Park was nearing completion.

The President reported that she has been added to the agenda for the Board of Aldermen meeting on July 10th.

Respectfully,

Stephanie Burns

President, Teague EDC